U.S. COAST GUARD
CIVIL ENGINEERING UNIT
PROVIDENCE

OAK POINT ASSOCIATES
architecture
engineering
planning

# SECTOR FIELD OFFICE (SFO) SOUTHWEST HARBOR
# SOUTHWEST HARBOR, MAINE
# 21776733, MAJOR M&R BARRACKS/GALLEY BUILDING
# SFO SOUTHWEST HARBOR

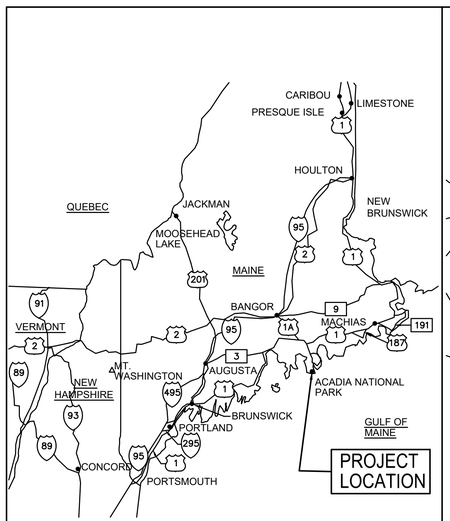


AREA MAP
SCALE: NTS

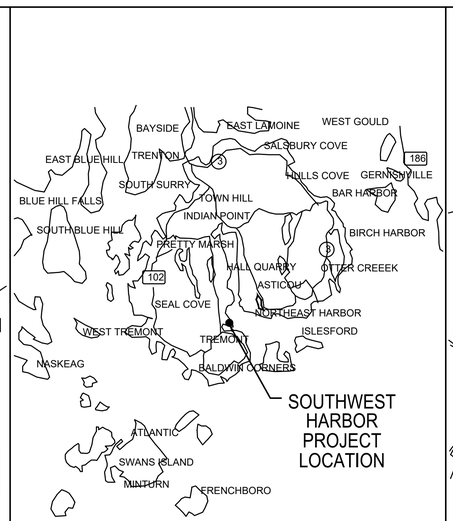


VICINITY MAP
SCALE: NTS

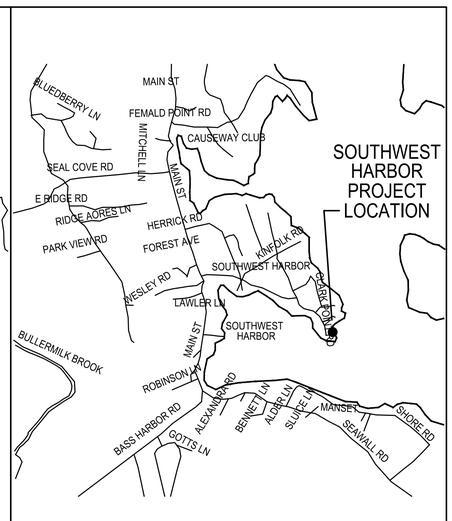


LOCATION MAP
SCALE: NTS

## DRAWING INDEX

| SHEET ID | SHEET# | SHEET TITLE |
|---|---|---|
| G-001 | 01 | COVER SHEET |
| G-002 | 02 | GENERAL NOTES, ABBREVIATIONS, AND LEGEND |
| CS101 | 03 | SITE PLAN |
| AD101 | 04 | REMOVALS FIRST FLOOR PLAN |
| AD102 | 05 | REMOVALS SECOND FLOOR PLAN |
| AD120 | 06 | REMOVALS ROOF PLAN |
| AD201 | 07 | REMOVALS ELEVATIONS |
| AD202 | 08 | REMOVALS ELEVATIONS - OPTION BID ITEM |
| A-101 | 09 | FIRST FLOOR PLAN |
| A-102 | 10 | SECOND FLOOR PLAN |
| A-120 | 11 | ROOF PLAN AND DETAILS |
| A-201 | 12 | ELEVATIONS |
| A-202 | 13 | ELEVATIONS - OPTION BID ITEM |
| A-501 | 14 | WALL DETAILS - OPTION BID ITEM |
| A-502 | 15 | DOOR DETAILS (BASE BID) |
| A-503 | 16 | DOOR DETAILS (OBI #1A) |
| A-504 | 17 | DOOR DETAILS (OBI #1B) |
| A-505 | 18 | WINDOW DETAILS (BASE BID) |
| A-506 | 19 | WINDOW DETAILS (OBI #1A) |
| A-507 | 20 | WINDOW DETAILS (OBI #1B) |
| A-601 | 21 | DOOR SCHEDULE, DOOR & FRAME TYPES, AND WINDOW TYPES |

## PROJECT DESCRIPTION

UNLESS OTHERWISE NOTED, CONTRACTOR SHALL PROVIDE SUPERVISION, LABOR, EQUIPMENT AND MATERIAL NECESSARY TO PERFORM THE FOLLOWING WORK:

1. THE PROJECT INCLUDES ONE (1) BASE BID ITEM (BBI) AND TWO (2) OPTIONAL BID ITEMS (OBIS) AS SUMMARIZED BELOW. ANY WORK THAT IS NOT SPECIFIED AS BEING PART OF AN OBI SHALL BE INCLUDED AS PART OF THE BASE BID SCOPE.

BASE BID ITEMS

- REPLACE WINDOWS WITH HURRICANE RATED UNIT WITH EXTRUDED ALUMINUM EXTERIOR CLADDING AND WOOD INTERIORS. WINDOWS MUST BE DOUBLE HUNG, HAVE NEW MINI-BLINDS, AND NEW INTERIOR SILLS AND TRIM.
- REPLACE EXTERIOR DOORS INCLUDING ALUMINUM ENTRY DOOR. EXTERIOR DOORS MUST RECEIVE NEW HARDWARE, FRAMES AND THRESHOLDS.
- REMOVE EXISTING EPDM SYSTEM DOWN TO ROOF SUBSTRATE AND INSTALL NEW FULLY TPO ROOFING SYSTEM. REMOVE EXISTING GUTTERS AND PROVIDE NEW HEAVY DUTY BOX GUTTERS AND DOWNSPOUTS WITH NEW CONCRETE SPLASH BLOCKS AT GRADE.

OBI ALTERNATE #1A

- REMOVE EXISTING VINYL SIDING, SOFFITS, VINYL TRIM COMPONENTS. PROVIDE NEW WEATHER RESISTIVE AIR BARRIER AND REPLACE SIDING AND TRIM COMPONENTS WITH NEW VINYL SIDING IN-KIND.

OBI ALTERNATE #1B

- REMOVE EXISTING VINYL SIDING, SOFFITS, VINYL TRIM COMPONENTS. PROVIDE NEW WEATHER RESISTIVE AIR BARRIER AND REPLACE SIDING WITH FIBER-CEMENT BOARD. REPLACE TRIM COMPONENTS WITH CELLULAR COMPOSITE PVC (POLYVINYL CHLORIDE) MATERIAL.

LICENSED ARCHITECT
JONATHAN R. McINTYRE
NO. 2253
STATE OF MAINE
02.09.2026

Digitally signed by CAROSOTTO.MICHAEL.P.1021033398
Date: 2026.05.26 11:22:02 -04'00'
APPROVING OFFICIAL DATE

MICHAEL P. CAROSOTTO, PE
TECHNICAL DIRECTOR

GLASS.DAVID.N.1273006709
Digitally signed by GLASS.DAVID.N.1273006709
Date: 2026.05.21 14:39:07 -04'00'
DAVID GLASS, PE
BRANCH CHIEF

U.S.C.G. CE
U.S. COAST GUARD
CIVIL ENGINEERING

| MARK | DESCRIPTION | DATE |
|---|---|---|
| 1 | ISSUE FOR BID | FEB 9, 2026 |

MEASUREMENT BAR: = 1" (HALF SIZE = 1/2")

A/E COMPANY:
OAK POINT ASSOCIATES
231 MAIN STREET, BIDDEFORD, ME 04005
(207) 283-0193
A/E PROJECT NO.:
22310.06
CONSULTING A/E:

USCG CIVIL ENGINEERING UNIT PROVIDENCE
475 KILVERT ST, SUITE 100
WARWICK, RI 02886
USCG PROJECT MANAGER:
DAVID MILES
DESIGNED BY: MM
DRAWN BY: DRM
EDITED BY: CRR
CHECKED BY: KP

USCG PROJECT NUMBER
21776733
USCG DRAWING SERIES NUMBER
P21776733
USCG FILENAME
P21776733G-001.DWG
SHEET 01 OF 21

MAJOR M&R BARRACKS/GALLEY BUILDING
SFO SOUTHWEST HARBOR
SOUTHWEST HARBOR ME
GENERAL
COVER SHEET

SHEET ID
BARRACKS/ GALLEY BUILDING
G-001

## GENERAL PROJECT NOTES

1. WORK MUST BE COMPLETED IN ACCORDANCE WITH AND BETTER THAN INDUSTRY STANDARDS AND PERFORMED IN A WORKMANLIKE PROFESSIONAL MANNER TO PROVIDE COMPLETE AND OPERATIONAL SYSTEMS.
2. WHERE CONFLICTS EXIST WITHIN THE DOCUMENTS OR BETWEEN THE DOCUMENTS AND APPLICABLE CODES, ORDINANCES, UFC OR INDUSTRY STANDARDS, THE MORE STRINGENT REQUIREMENT, AS DETERMINED BY THE CONTRACTING OFFICER, WILL APPLY.
3. MAINTAIN THE CONSTRUCTION SITE IN A SECURE, WEATHERTIGHT, NEAT, CLEAN, AND SAFE MANNER.
4. ITEMS AND COMPONENTS SHOWN ON THE DRAWINGS MUST BE PROVIDED BY THE CONTRACTOR UNLESS NOTED AS EXISTING/(EXIST). ITEMS NOTED AS EXISTING ARE TO REMAIN UNLESS NOTED OTHERWISE.
5. WORK FROM GIVEN DIMENSIONS AND LARGE-SCALE DETAILS. DO NOT SCALE DRAWINGS.
6. DIMENSIONING SYSTEM: PLAN DIMENSIONS, UNLESS NOTED OTHERWISE (UNO), ARE TO FINISHED FACE OF EXISTING WALLS, TO FACE OF FRAMING, AND TO FINISH FACE OF MASONRY FOR MASONRY WALLS. DIMENSIONS INDICATED AS "CLEAR" (CLR) MUST BE MAINTAINED IN CASE OF DISCREPANCY AND ARE MEASURED FROM THE FACE OF FINISH. CENTERLINE DIMENSIONS ARE INDICATED BY CENTERLINE SYMBOL ( ℄ ).
7. VERIFY EXISTING CONDITIONS AND DIMENSIONS AND REPORT DISCREPANCIES TO THE CONTRACTING OFFICER. PROCEED WITH THE WORK ONLY AFTER THE DISCREPANCIES HAVE BEEN RESOLVED BY THE GOVERNMENT.
8. DO NOT PENETRATE JOISTS, BEAMS OR OTHER STRUCTURAL MEMBERS. OBTAIN WRITTEN APPROVAL FROM THE ENGINEER OF RECORD FOR ANY PENETRATIONS OF STRUCTURAL MEMBERS.
9. UTILITY INTERRUPTIONS ARE NOT ANTICIPATED IN THE COURSE OF THE WORK. IF NECESSARY, COORDINATE WITH CONTRACTING OFFICERS REPRESENTATIVE (COR) 72 HOURS PRIOR TO INTERRUPTING UTILITY SERVICES WITHIN THE BUILDING.
10. THE CONTRACTOR MUST PROVIDE TEMPORARY PROTECTION DURING REMOVALS UNTIL A WEATHERTIGHT ENCLOSURE HAS BEEN COMPLETED TO PROTECT THE BUILDING INTERIORS AND IS RESPONSIBLE FOR REPAIRS OF DAMAGED SURFACES AT NO COST TO THE GOVERNMENT.
11. DISPOSE OF AND/OR RECYCLE CONSTRUCTION DEBRIS FROM THE PROJECT SITE AS REQUIRED BY THE STATE OF MAINE AND AS REQUIRED BY THE CONTRACT. OBTAIN DISPOSAL PERMITS AS REQUIRED.
12. PROTECT EXISTING SYSTEMS AND SURFACES TO REMAIN. DAMAGE RESULTING FROM THE CONTRACTOR'S OPERATIONS MUST BE REPAIRED OR REPLACED AS APPROVED BY THE CONTRACTING OFFICER AT NO ADDITIONAL COST TO THE GOVERNMENT. REMOVE ITEMS IN SUCH A MANNER THAT THE ADJACENT ORIGINAL STRUCTURE (E.G. MORTAR JOINTS, MASONRY, SHEATHING, INTERIOR FINISHES) IS NOT DAMAGED DURING REMOVAL AND CONSTRUCTION ACTIVITIES. REPAIR ITEMS TO REMAIN THAT ARE DAMAGED DURING WORK TO THEIR ORIGINAL CONDITION AT NO ADDITIONAL COST TO THE GOVERNMENT.
13. PRIOR TO BEGINNING WORK, THE CONTRACTOR MUST PROVIDE THEIR PROJECT SCHEDULE AND PHASING PLAN TO THE UNITED STATES COAST GUARD CONTRACTING OFFICER FOR APPROVAL. WORK WILL NOT BE ALLOWED TO BEGIN UNTIL THE CONTRACTOR HAS RECEIVED WRITTEN APPROVAL OF THE PROJECT SCHEDULE.
14. PRIOR TO BEGINNING ANY WORK, THE CONTRACTOR MUST PROVIDE A STAGING/SCAFFOLDING PLAN AND A SAFETY PLAN FOR APPROVAL.
15. BUILDING MUST REMAIN OCCUPIED DURING CONSTRUCTION.

## ABBREVIATIONS

| | | | | | |
|---|---|---|---|---|---|
| & | AND | DWGS | DRAWINGS | OSCA | OCCUPATIONAL SAFETY AND |
| @ | AT | ELEC | ELECTRICAL | | HEATH ADMINISTRATION |
| ± | PLUS OR MINUS | ELEV | ELEVATION | PLYWD | PLYWOOD |
| # | POUND | EPDM | ETHYLENE PROPYLENE | PNT | PAINT |
| ACM | ASBESTOS CONTAINING | | DIENE MONOMER | PSI | POUNDS PER SQUARE INCH |
| | MATERIAL | EQUIP | EQUIPMENT | PT | PRESSURE TREATED |
| ADJ | ADJACENT | EXIST | EXISTING | REINF | REINFORCED |
| AFF | ABOVE FINISH FLOOR | EXT | EXTERIOR | RO | ROUGH OPENING |
| ALUM | ALUMINUM | GALV | GALVANIZED | SBS | STYRENE-BUTADIENE-STYRENE |
| APPROX | APPROXIMATELY | GYP BD | GYPSUM BOARD | SF | SQUARE FEET |
| ASTM | AMERICAN SOCIETY FOR | HM | HOLLOW METAL | SIM | SIMILAR |
| | TESTING AND MATERIALS | INSUL | INSULATION | SS | STAINLESS STEEL |
| BLDG | BUILDING | INT | INTERIOR | STRUCT | STRUCTURAL |
| CLG | CEILING | LF | LINEAR FEET | SYS | SYSTEM |
| CMU | CONCRETE MASONRY UNIT | MDO | MEDIUM DENSITY OVERLAY | TPO | THERMOPLASTIC POLYOLEFIN ROOFING |
| CONC | CONCRETE | MFR | MANUFACTURER | TYP | TYPICAL |
| CONT | CONTINUOUS | MAX | MAXIMUM | U.S. | UNITED STATES |
| COORD | COORDINATE | MECH | MECHANICAL | USCG | UNITED STATES COAST GUARD |
| COR | CONTRACTING OFFICER'S | MIN | MINIMUM | VCT | VINYL COMPOSITION TILE |
| | REPRESENTATIVE | MO | MASONRY OPENING | VIF | VERIFY IN FIELD |
| CORR | CORRIDOR | MTL | METAL | W/ | WITH |
| DIA | DIAMETER | NIC | NOT IN CONTRACT | WD | WOOD |
| DN | DOWN | OC | ON CENTER | | |
| DS | DOWNSPOUT | | | | |

## USCG DRAWING VIEW SYMBOLS LEGEND

DRAWING VIEW TITLES

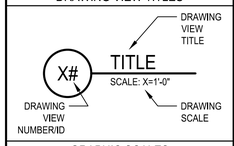


REVISION CLOUDS AND DELTAS

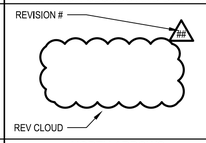


GRAPHIC SCALES




NORTH ARROWS

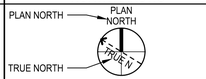


DRAWING VIEW INDICATOR




EXTERIOR ELEVATION INDICATOR




ENLARGED DETAIL INDICATORS

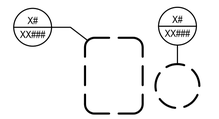


INTERIOR ELEVATION INDICATOR

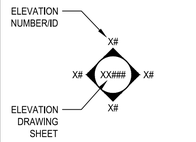


BUILDING SECTION INDICATOR




SECTIONAL VIEW INDICATOR

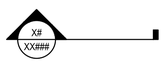


## USCG ANNOTATION SYMBOLS LEGEND

GRID IDENTIFIER




KEYNOTE SYMBOL




BUILDING/ASSET IDENTIFIER

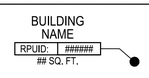


ROOM NAME IDENTIFIER

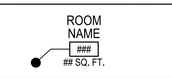


VERTICAL ELEVATION INDICATOR

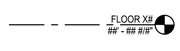


SPOT ELEVATION INDICATOR

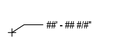


SLOPE ARROW




FLOW ARROW




EQUIPMENT IDENTIFIERS




DUCT CLASS IDENTIFIERS

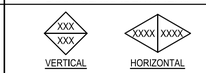


OPENING IDENTIFIERS




WALL TYPE IDENTIFIER




DUCT BANK IDENTIFIER




CIRCUIT IDENTIFIER




CFM IDENTIFIER




CEILING GRILLE IDENTIFIER




WATER LEVEL IDENTIFIER




FASTENER TYPE IDENTIFIER




## APPLICABLE CODES

2024 INTERNATIONAL BUIILDING CODE (IBC)
2024 INTERNATIONAL EXISTING BUILDING CODE (IEBC)
2024 INTERNATIONAL PLUMBING CODE (IPC)
2024 INTERNATIONAL MECHANICAL CODE (IMC)
2023 NATIONAL ELECTRICAL CODE (NFPA 70) WITH LOCAL AMENDMENTS
2024 LIFE SAFETY CODE (NFPA 101)
29 CFR 1910 OCCUPATIONAL SAFETY AND HEALTH (OSHA)
2017 ICC/ANSI A-117.1 ACCESSIBLE AND USABLE BUILDINGS AND FACILITIES
2022 ASHRAE 90.1
2020 UNIFIED FACILITIES CRITERIA (UFC) 3-101-01 ARCHITECTURE
2020 UNIFIED FACILITIES CRITERIA (UFC) 3-110-01 ROOFING
2025 UNIFIED FACILITIES CRITERIA (UFC) 3-301-01 STRUCTURAL ENGINEERING
2021 UNIFIED FACILITIES CRITERIA (UFC) 3-600-01 FIRE PROTECTION ENGINEERING FOR FACILITIES

LICENSED ARCHITECT JONATHAN R. MCINTYRE NO. 2253 STATE OF MAINE 02.09.2026

U.S.C.G. CE US COAST GUARD CIVIL ENGINEERING

| MARK | DESCRIPTION | DATE |
|---|---|---|
| 1. | ISSUE FOR BID | FEB 9, 2026 |

MEASUREMENT BAR: = 1" (HALF SIZE = 1/2")

A/E COMPANY:
OAK POINT ASSOCIATES
231 MAIN STREET, BIDDEFORD, ME 04005
(207) 283-0193
A/E PROJECT NO.:
22310.06
CONSULTING A/E:

USCG CIVIL ENGINEERING UNIT PROVIDENCE
475 KILVERT ST., SUITE 100
WARWICK, RI 02886
USCG PROJECT MANAGER:
DAVID MILES
DESIGNED BY:
JRM
DRAWN BY:
CRR
EDITED BY:
CRR
CHECKED BY:
KP

USCG PROJECT NUMBER
2176733
USCG DRAWING NUMBER
P2176733
USCG FILENAME
P2176733G-002.DWG
SHEET 02 OF 21

MAJOR M&R BARRACKS/GALLEY BUILDING
SFO SOUTHWEST HARBOR
SOUTHWEST HARBOR ME
GENERAL
GENERAL NOTES, ABBREVIATIONS, AND LEGEND

SHEET ID
BARRACKS/ GALLEY BUILDING
G-002

SOLICITATION NO.: N/A

CONTRACT NO.: N/A

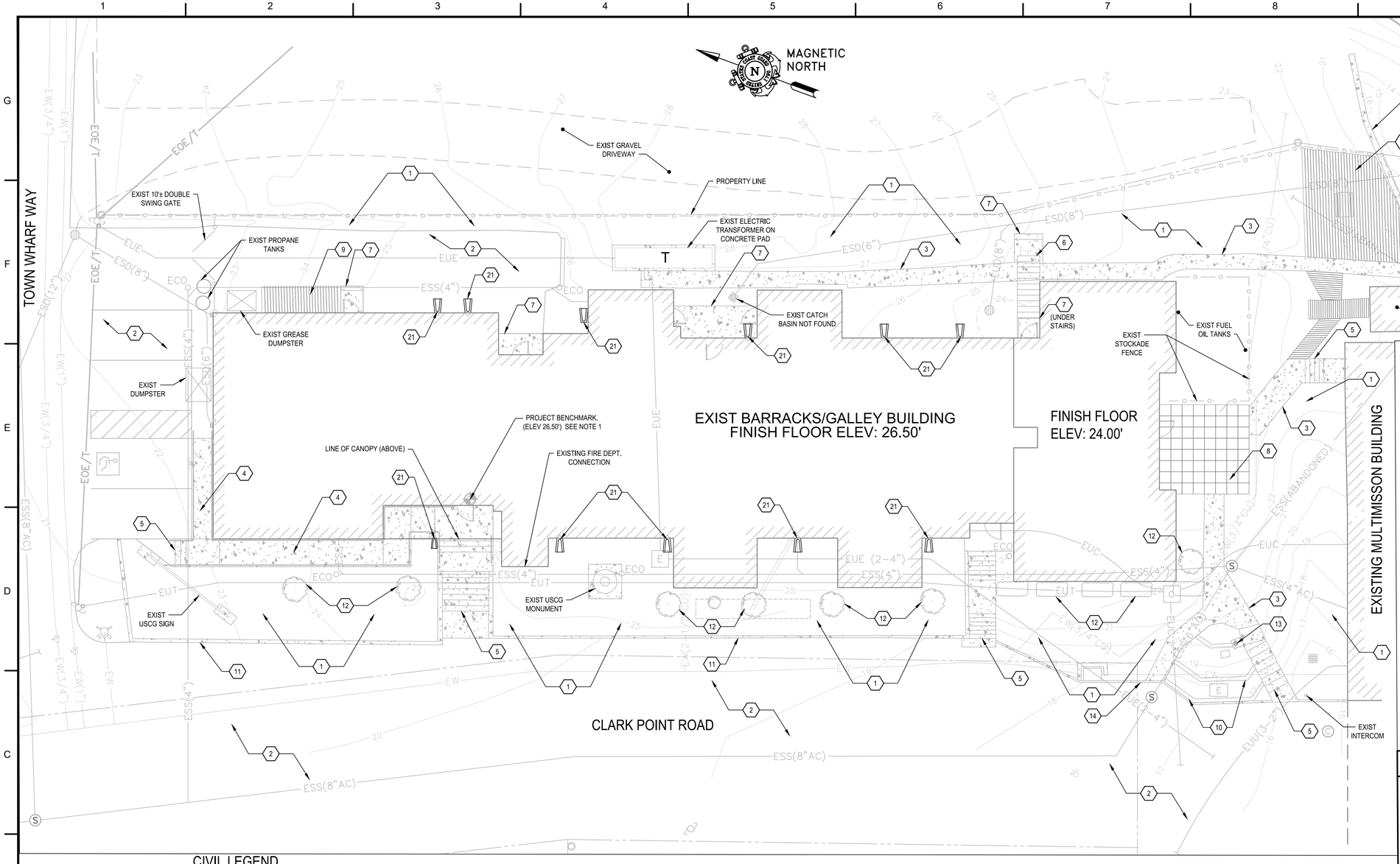


## CIVIL LEGEND

| | |
|---|---|
| EXISTING CATCH BASIN | EXISTING CONTOUR LINE |
| EXISTING SEWER MANHOLE | EXISTING UNDERGROUND WATER LINE (SIZE AS NOTED) |
| EXISTING HYDRANT | EXISTING UNDERGROUND SEWER LINE (SIZE AS NOTED) |
| EXISTING WATER VALVE | EXISTING UNDERGROUND TELEPHONE LINE |
| EXISTING CLEANOUT | EXISTING STORM DRAIN LINE (SIZE AS NOTED) |
| EXISTING UTILITY POLE | EXISTING UNDERGROUND ELECTRIC LINE (SIZE AS NOTED) |
| EXISTING ELECTRIC HANDHOLE | EXISTING OVERHEAD ELECTRIC AND TELEPHONE LINE |
| EXISTING COMMUNCIATIONS HANDHOLE | EXISTING UNKNOWN UTILITY LINE (SIZE AS NOTED) |
| EXISTING BENCHMARK | EXISTING PROPERTY LINE |
| EXISTING CONCRETE | EXISTING CHAINLINK FENCE WITH 3 STRANDS OF BARBED WIRE. |
| EXISTING IRON PIPE | |
| EXISTING SHRUB | |
| EXISTING PRECAST CONCRETE SPLASH BLOCK | |

B4 SITE PLAN
SCALE: 1"=10' (0, 10', 20')

## CIVIL ABBREVIATIONS

| | |
|---|---|
| ± | PLUS OR MINUS |
| EXIST | EXISTING |
| ELEV | ELEVATION |
| INV | INVERT |
| USCG | UNITED STATES COAST GUARD |

## GENERAL SHEET NOTES

1. THE PROJECT BENCHMARK IS THE TILE FINISH FLOOR OF THE BARRACKS BUILDING JUST INSIDE THE EXISTING DOUBLE DOORS, TILE ELEVATION IS 26.50' BASED ON MEAN LOW WATER DATUM.

2. EXISTING UNDERGROUND UTILITIES ARE SHOWN IN THEIR APPROXIMATE LOCATIONS ONLY. PRIOR TO COMMENCING EXCAVATION OPERATIONS OR GROUND PENETRATING WORK ON THE SITE, THE CONTRACTOR MUST:

a), CONTACT "DIGSAFE" (1-888-344-7233) AND OBTAIN A "DIGSAFE" PERMIT;

b.) VERIFY AND MARK THE LOCATION OF ALL UNDERGROUND UTILITIES WITHIN THE PROJECT LIMITS AND;

c.) OBTAIN APPROVAL FROM THE CONTRACTING OFFICER.

## SHEET KEYNOTES

1. EXISTING TURF.
2. EXISTING ASPHALT PAVEMENT.
3. EXISTING CONCRETE WALK.
4. EXISTING CONCRETE RAMP.
5. EXISTING CONCRETE STAIRS.
6. EXISTING METAL STAIRS.
7. EXISTING CONCRETE STOOP.
8. EXISTING CONCRETE PAVERS.
9. EXISTING WOOD DECK.
10. EXISTING TIMBER CURBING.
11. EXISTING CONCRETE RETAINING WALL.
12. EXISTING SHRUB TO REMAIN (TYP).
13. EXISTING FLAGPOLE.
14. EXISTING CONCRETE CURB.
13 - 20. NOT USED
21. REMOVE EXISTING CONCRETE SPLASH BLOCK AND ± 3" OF EXISTING TOPSOIL BENEATH FOOTPRINT OF NEW SPLASH BLOCK. PROVIDE 3" LAYER OF 3/4" CRUSHED STONE AND NEW PRECAST CONCRETE SPLASH BLOCK, ± 30" LONG x ± 12" WIDE x ± 3" THICK. PRECAST CONCRETE SPLASH BLOCKS MUST BE MINIMUM 5,000 PSI CONCRETE AND A PRODUCT OF A QUALIFIED PRECAST CONCRETE MANUFACTURER. SUBMIT SPLASH BLOCK PRODUCT DATA FOR REVIEW BY THE CONTRACTING OFFICER. OBTAIN CONTRACTING OFFICERS' APPROVAL PRIOR TO ORDERING.

STATE OF MAINE
PAUL J. MILLER
No. 8093
2/9/26
LICENSED
PROFESSIONAL ENGINEER

U.S.C.G.
US COAST GUARD
CIVIL ENGINEERING

| MARK | DESCRIPTION | DATE |
|---|---|---|
| 1. | ISSUE FOR BID | FEB 9, 2026 |

MEASUREMENT BAR: = 1" (HALF SIZE = 1/2")

A/E COMPANY:
OAK POINT ASSOCIATES
231 MAIN STREET, BIDDEFORD, ME 04005
(207) 283-0193
A/E PROJECT NO.:
22310.06
CONSULTING A/E:

USCG CIVIL ENGINEERING UNIT PROVIDENCE
479 ALLVERT ST, SUITE 100
WARWICK, RI 02886
USCG PROJECT MANAGER:
DAVID MILES
DESIGNED BY: PJM
DRAWN BY: PJM
EDITED BY:
CHECKED BY: PJM
EDITED BY

USCG PROJECT NUMBER 21776723
USCG DRAWING SERIES NUMBER P21776733
USCG FILENAME P21776733CS101.DWG
SHEET 03 OF 21

MAJOR M&R UPH/GALLEY BUILDING
SFO SOUTHWEST HARBOR
SOUTHWEST HARBOR ME
CIVIL
SITE PLAN

SHEET ID
BARRACKS / GALLEY BUILDING
CS101

SOLICITATION NO.: N/A
CONTRACT NO.: N/A

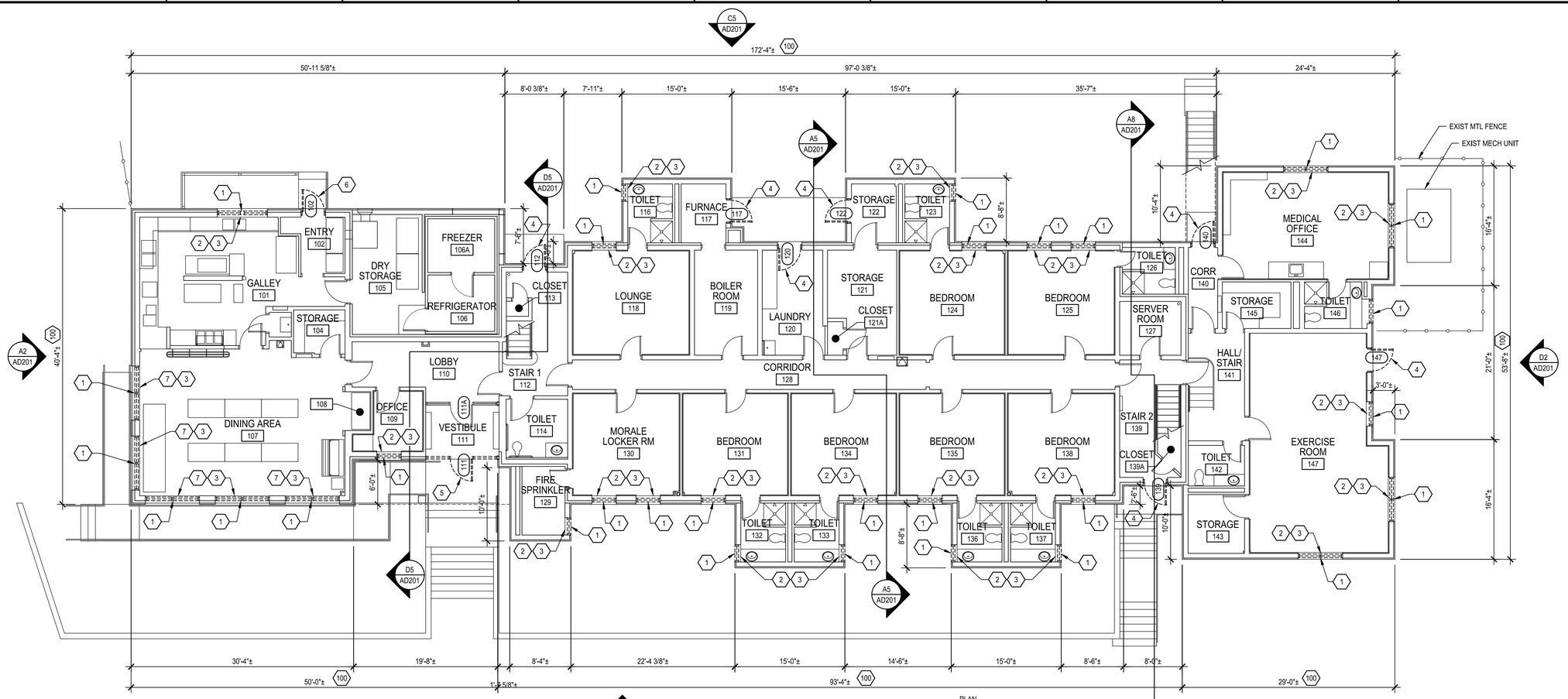


## C4 REMOVALS FIRST FLOOR PLAN

SCALE: 1/8"=1'-0"

## GRAPHIC SCALES

1/8" = 1'-0" 0 4' 8' 16'

1-1/2" = 1'-0" 0 6" 1' 2'

CHECK GRAPHIC SCALES BEFORE USING

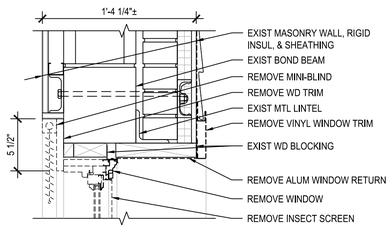


## B1 REMOVALS WINDOW HEAD DETAIL (BASE BID)

SCALE: 1-1/2"=1'-0"

NOTE
REMOVALS WINDOW JAMB DETAIL SIMILAR.

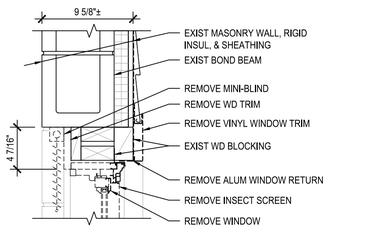


## B3 REMOVALS WINDOW HEAD DETAIL (BASE BID)

SCALE: 1-1/2"=1'-0"

NOTE
REMOVALS WINDOW JAMB DETAIL SIMILAR.

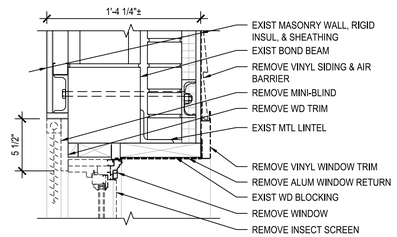


## B4 REMOVALS WINDOW HEAD DETAIL (OBI #1A & OBI #1B)

SCALE: 1-1/2"=1'-0"

NOTES
1. REMOVALS WINDOW JAMB DETAIL SIMILAR.
2. REMOVAL OF VINYL WINDOW TRIM AND ALUMINUM RETURN COVERED UNDER BASE BID.

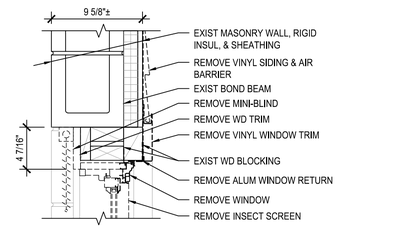


## B6 REMOVALS WINDOW HEAD DETAIL (OBI #1A & OBI #1B)

SCALE: 1-1/2"=1'-0"

NOTES
1. REMOVALS WINDOW JAMB DETAIL SIMILAR.
2. REMOVAL OF VINYL WINDOW TRIM AND ALUMINUM RETURN COVERED UNDER BASE BID.

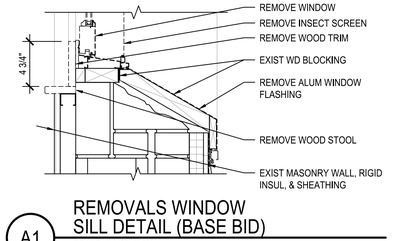


## A1 REMOVALS WINDOW SILL DETAIL (BASE BID)

SCALE: 1-1/2"=1'-0"

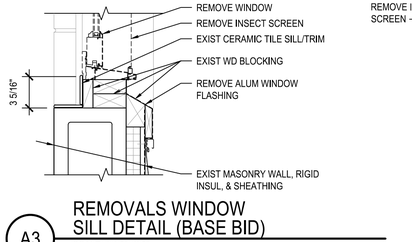


## A3 REMOVALS WINDOW SILL DETAIL (BASE BID)

SCALE: 1-1/2"=1'-0"

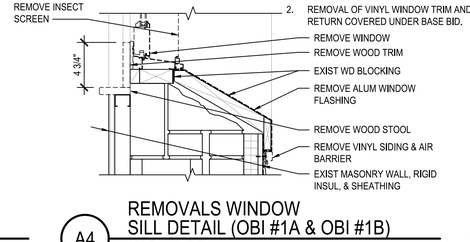


## A4 REMOVALS WINDOW SILL DETAIL (OBI #1A & OBI #1B)

SCALE: 1-1/2"=1'-0"

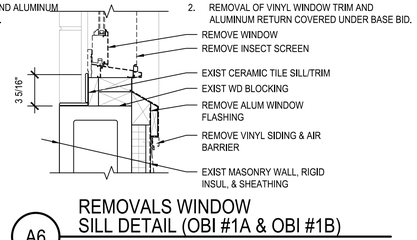


## A6 REMOVALS WINDOW SILL DETAIL (OBI #1A & OBI #1B)

SCALE: 1-1/2"=1'-0"

## GENERAL SHEET NOTES

1. ITEMS ON THIS SHEET ARE EXISTING UNLESS NOTED OTHERWISE.
2. REFER TO SHEET G-002 FOR ADDITIONAL GENERAL REMOVALS NOTES.
3. THE CONTRACTOR MUST MAINTAIN BUILDING SECURITY, ACCESS, AND INTERIOR INTEGRITY THROUGHOUT THE PROJECT.
4. SEE SHEETS AD202 FOR WALL MOUNTED ITEMS THAT WILL BE REMOVED AND REINSTALLED.

## (##) SHEET KEYNOTES

BASE BID KEYNOTES

(1) REMOVE WINDOW, EXTERIOR VINYL WINDOW TRIM AND METAL FLASHING RETURN.

(2) REMOVE INTERIOR WOOD WINDOW TRIM AND WINDOW STOOL.

(3) REMOVE WINDOW BLIND.

(4) REMOVE HOLLOW METAL DOOR, FRAME, HARDWARE, AND EXTERIOR VINYL TRIM.

(5) REMOVE ALUMINUM STOREFRONT ENTRY SYSTEM, ALUMINUM DOOR, AND HARDWARE.

(6) REMOVE HOLLOW METAL DOOR AND DOOR HARDWARE. EXISTING HOLLOW METAL DOOR FRAME TO REMAIN.

(7) REMOVE AND STORE EXISTING STAINED WOOD WINDOW TRIM/WIDOW OPENING INFILL FOR REINSTALLATION.

OPTION BID ITEMS #1A & #1B

(100) REMOVE EXTERIOR VINYL SHINGLE SIDING, CORNER BOARDS, TRIM, AND WEATHER BARRIER.

LICENSED ARCHITECT JONATHAN F. McINTYRE NO. 2253 STATE OF MAINE 02.09.2026

U.S.C.G. CE US COAST GUARD CIVIL ENGINEERING

| MARK | DESCRIPTION | DATE |
|---|---|---|
| 1 | ISSUE FOR BID | FEB 9, 2026 |

MEASUREMENT BAR: = 1" (HALF SIZE = 1/2")

A/E COMPANY:
OAK POINT ASSOCIATES
231 MAIN STREET, BIDDEFORD, ME 04005
(207) 283-0193
A/E PROJECT NO.:
22310.06
CONSULTING A/E:

USCG CIVIL ENGINEERING UNIT PROVIDENCE
475 KILVERT ST., SUITE 100
WARWICK, RI 02886
USCG PROJECT MANAGER:
DAVID MILES
DESIGNED BY: MJ
DRAWN BY: CRR
CHECKED BY: KP
EDITED BY: CRR

USCG PROJECT NUMBER 21776733
USCG DRAWING SERIES NUMBER P21776733
USCG FILENAME P21776733AD101.DWG
SHEET 04 OF 21

MAJOR M&R BARRACKS/GALLEY BUILDING
SFO SOUTHWEST HARBOR ME
SOUTHWEST HARBOR
ARCHITECTURAL
REMOVALS FIRST FLOOR PLAN

SHEET ID
BARRACKS/ GALLEY BUILDING
AD101

SOLICITATION NO.: N/A

CONTRACT NO.: N/A

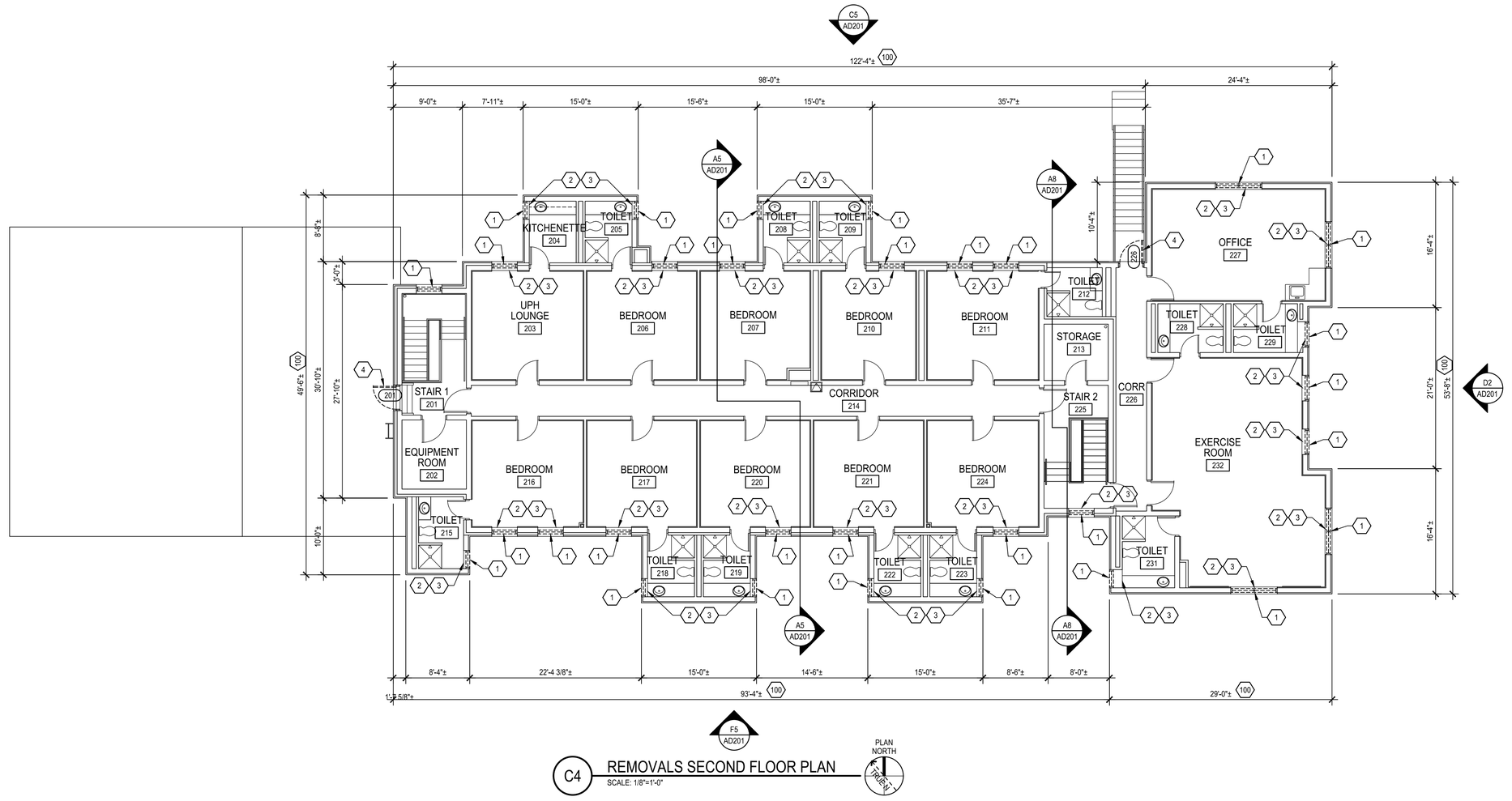


C4 REMOVALS SECOND FLOOR PLAN

SCALE: 1/8"=1'-0"

PLAN NORTH

## GENERAL SHEET NOTES

1. ITEMS ON THIS SHEET ARE EXISTING UNLESS NOTED OTHERWISE.
2. REFER TO SHEET G-002 FOR ADDITIONAL GENERAL REMOVALS NOTES.
3. THE CONTRACTOR MUST MAINTAIN BUILDING SECURITY, ACCESS, AND INTERIOR INTEGRITY THROUGHOUT THE PROJECT.
4. SEE SHEETS AD202 FOR WALL MOUNTED ITEMS THAT WILL BE REMOVED AND REINSTALLED.

## (##) SHEET KEYNOTES

BASE BID KEYNOTES

1. REMOVE WINDOW, EXTERIOR VINYL WINDOW TRIM AND METAL FLASHING RETURN.
2. REMOVE INTERIOR WOOD WINDOW TRIM AND WINDOW STOOL.
3. REMOVE WINDOW BLIND.
4. REMOVE HOLLOW METAL DOOR, FRAME, HARDWARE, AND EXTERIOR VINYL TRIM.

OPTION BID ITEMS #1A & #1B

100. REMOVE EXTERIOR VINYL SHINGLE SIDING, CORNER BOARDS, TRIM, AND WEATHER BARRIER.

GRAPHIC SCALE

1/8" = 1'-0" 0 4' 8' 16'

CHECK GRAPHIC SCALE BEFORE USING

LICENSED ARCHITECT JONATHAN F. McINTYRE NO. 2253 STATE OF MAINE 02.09.2026

U.S.C.G. CE US COAST GUARD CIVIL ENGINEERING

| MARK | DESCRIPTION | DATE |
|---|---|---|
| 1. | ISSUE FOR BID | FEB 9, 2026 |

MEASUREMENT BAR: = 1" (HALF SIZE = 1/2")

A/E COMPANY:
OAK POINT ASSOCIATES
231 MAIN STREET, BIDDEFORD, ME 04005
(207) 283-0193
A/E PROJECT NO.:
22310.06
CONSULTING A/E:

USCG CIVIL ENGINEERING UNIT PROVIDENCE
475 KILVERT ST., SUITE 100
WARWICK, RI 02886
USCG PROJECT MANAGER:
DAVID MILES
DESIGNED BY:
MJ
DRAWN BY:
CRR
CHECKED BY:
KP
EDITED BY:
CRR

USCG PROJECT NUMBER
2177733
USCG DRAWING SERIES NUMBER
P2177733
USCG FILENAME
P2177733AD102.DWG
SHEET 05 OF 21

MAJOR M&R BARRACKS/GALLEY BUILDING
SFO SOUTHWEST HARBOR
SOUTHWEST HARBOR ME
ARCHITECTURAL
REMOVALS SECOND FLOOR PLAN

SHEET ID
BARRACKS/
GALLEY
BUILDING
AD102

SOLICITATION NO.: N/A

CONTRACT NO.: N/A

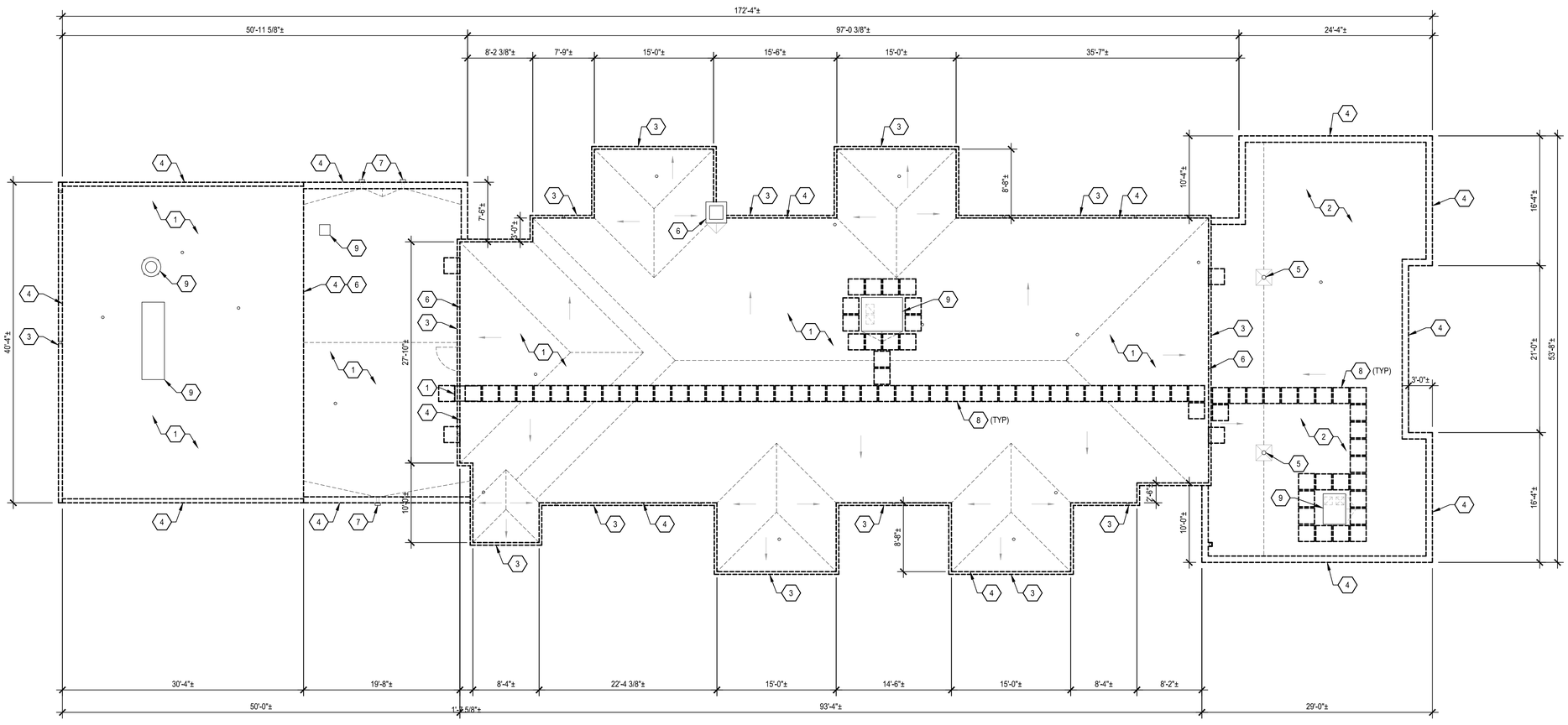


C4 REMOVALS ROOF PLAN
SCALE: 1/8"=1'-0"

PLAN NORTH
TRUE NORTH

## GENERAL SHEET NOTES

1. ITEMS ON THIS SHEET ARE EXISTING UNLESS NOTED OTHERWISE.
2. REFER TO SHEET G-002 FOR ADDITIONAL GENERAL REMOVALS NOTES.
3. THE CONTRACTOR MUST MAINTAIN BUILDING SECURITY, ACCESS AND INTERIOR INTEGRITY THROUGHOUT THE PROJECT.
4. MAINTAIN AND PROTECT UTILITY CONDUITS AND ROOF TOP EQUIPMENT DURING CONSTRUCTION.
5. THE ROOF ELEVATION OVER THE BEDROOM PORTION OF THE BUILDING IS APPROXIMATELY 24'-0" ABOVE GRADE. THE ROOF ELEVATION OVER THE GALLEY AND DINING ROOM ROOF IS APPROXIMATELY15'-0"ABOVE GRADE.

## (##) SHEET KEYNOTES

BASE BID KEYNOTES

1. REMOVE EPDM ROOF MEMBRANE, 2"± THICK COMPOSITE INSULATION BOARD (1/2"± OSB COVERBOARD AND 1-1/2"± RIGID INSULATION) AND TAPERED RIGID BASE LAYER ROOF INSULATION OVER EXISTING METAL ROOF DECK/STRUCTURE TO REMAIN.
2. REMOVE EPDM ROOF MEMBRANE, 2"± THICK COMPOSITE INSULATION BOARD (1/2"± OSB COVERBOARD AND 1-1/2"± RIGID INSULATION) AND 2"± RIGID BASE LAYER ROOF INSULATION OVER EXISTING SLOPED METAL ROOF DECK/STRUCTURE TO REMAIN.
3. REMOVE GUTTER AND DOWNSPOUT.
4. REMOVE METAL ROOF FASCIA/DRIP EDGE.
5. REMOVE ROOF DRAIN.
6. REMOVE EPDM WALL FLASHING.
7. REMOVE SCUPPER FLASHING.
8. REMOVE MEMBRANE WALKWAY PADS.
9. EXISTING EXHAUST FAN CURB TO REMAIN. REMOVE MEMBRANE FLASHING FROM CURB.

GRAPHIC SCALE
0 4' 8' 16'
1/8" = 1'-0"
CHECK GRAPHIC SCALE BEFORE USING

LICENSED ARCHITECT
JONATHAN F. McINTYRE
NO. 2253
STATE OF MAINE
02.09.2026

U.S.C.G.
CE
US COAST GUARD
CIVIL ENGINEERING

| MARK | DESCRIPTION | DATE |
|---|---|---|
| 1. | ISSUE FOR BID | FEB 9, 2026 |

MEASUREMENT BAR: = 1" (HALF SIZE = 1/2")

A/E COMPANY:
OAK POINT ASSOCIATES
231 MAIN STREET, BIDDEFORD, ME 04005
(207) 283-0193
A/E PROJECT NO.:
22310.06
CONSULTING A/E:

USCG CIVIL ENGINEERING UNIT PROVIDENCE
475 KILVERT ST., SUITE 100
WARWICK, RI 02886
USCG PROJECT MANAGER:
DAVID MILES
DESIGNED BY:
AM
DRAWN BY:
CRR
EDITED BY:
CRR
CHECKED BY:
KP

USCG PROJECT NUMBER
21776733
USCG DRAWING SERIES NUMBER
P21776733
USCG FILENAME
P21776733AD120.DWG
SHEET 06 OF 21

MAJOR M&R BARRACKS/GALLEY BUILDING
SFO SOUTHWEST HARBOR ME
SOUTHWEST HARBOR
ARCHITECTURAL
REMOVALS ROOF PLAN

SHEET ID
BARRACKS/
GALLEY
BUILDING
AD120

SOLICITATION NO.: N/A
CONTRACT NO.: N/A

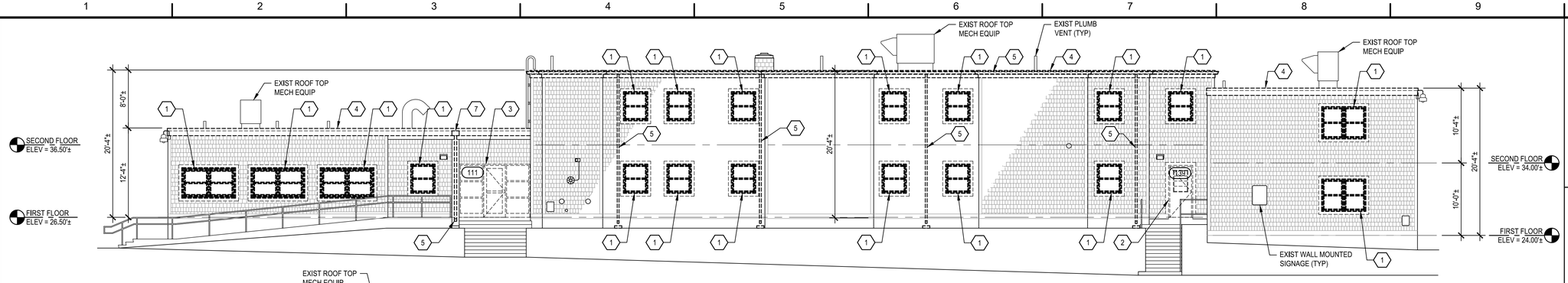


F5 REMOVALS SOUTH ELEVATION
SCALE: 1/8"=1'-0"

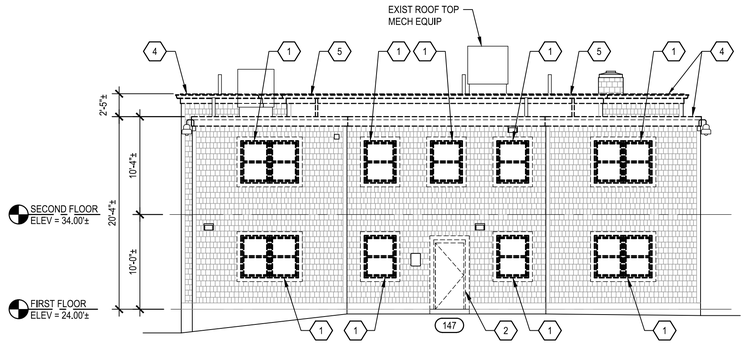


D2 REMOVALS EAST ELEVATION
SCALE: 1/8"=1'-0"

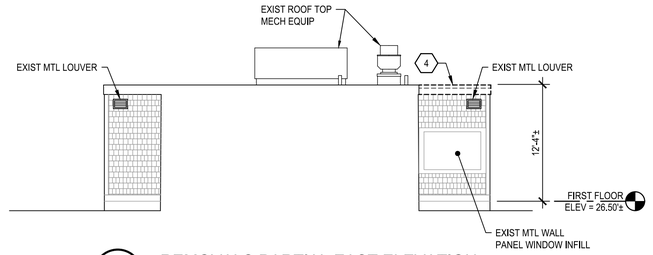


D5 REMOVALS PARTIAL EAST ELEVATION
SCALE: 1/8"=1'-0"

## GENERAL SHEET NOTES

1. ITEMS ON THIS SHEET ARE EXISTING UNLESS NOTED OTHERWISE.
2. REFER TO SHEET G-002 FOR ADDITIONAL GENERAL REMOVALS NOTES.
3. THE CONTRACTOR MUST MAINTAIN BUILDING SECURITY, ACCESS AND INTERIOR INTEGRITY THROUGHOUT THE PROJECT.
4. EXISTING FENCE AND MECHANICAL UNIT AT EAST ELEVATION NOT SHOWN FOR CLARITY.

## SHEET KEYNOTES

BASE BID KEYNOTES

1. REMOVE WINDOW AND VINYL/PVC WINDOW TRIM.
2. REMOVE HOLLOW METAL DOOR, FRAME, AND HARDWARE.
3. REMOVE ALUMINUM STOREFRONT ENTRY SYSTEM, ALUMINUM DOOR, AND HARDWARE.
4. REMOVE METAL ROOF FASCIA/DRIP EDGE.
5. REMOVE GUTTER AND DOWNSPOUT.
6. REMOVE HOLLOW METAL DOOR AND DOOR HARDWARE. EXISTING HOLLOW METAL DOOR FRAME TO REMAIN.
7. REMOVE SCUPPER FLASHING AND TRIM.

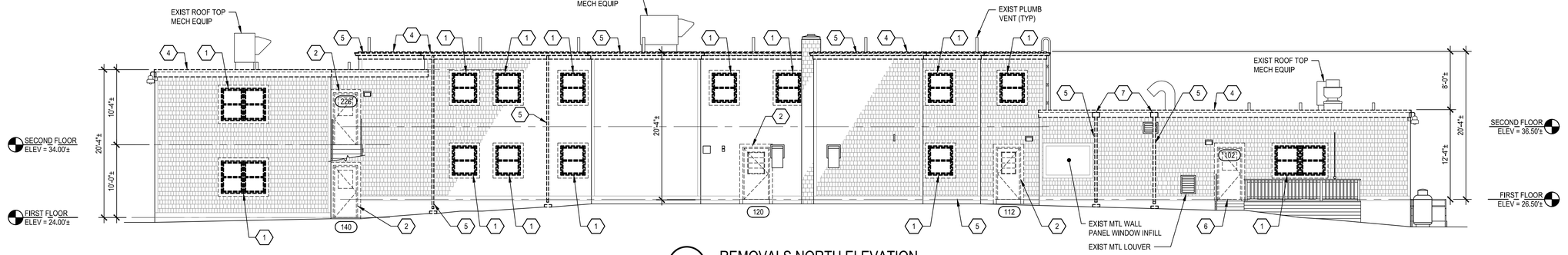


C5 REMOVALS NORTH ELEVATION
SCALE: 1/8"=1'-0"

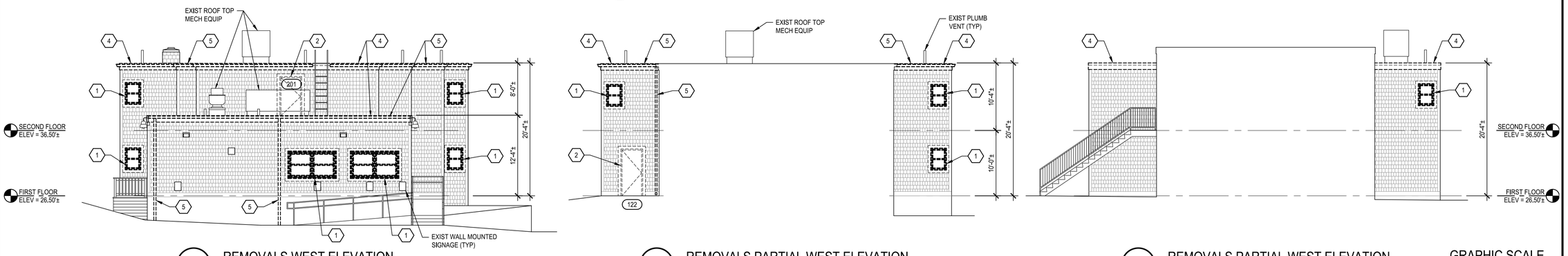


A2 REMOVALS WEST ELEVATION
SCALE: 1/8"=1'-0"

A5 REMOVALS PARTIAL WEST ELEVATION
SCALE: 1/8"=1'-0"

A8 REMOVALS PARTIAL WEST ELEVATION
SCALE: 1/8"=1'-0"

GRAPHIC SCALE
1/8" = 1'-0"
0 4' 8' 16'
CHECK GRAPHIC SCALE BEFORE USING

U.S.C.G.
US COAST GUARD
CIVIL ENGINEERING

LICENSED ARCHITECT
JONATHAN F. McINTYRE
NO. 2253
STATE OF MAINE
02.09.2026

| MARK | DESCRIPTION | DATE |
|---|---|---|
| 1. | ISSUE FOR BID | FEB 9, 2026 |

MEASUREMENT BAR: = 1" (HALF SIZE = 1/2")

A/E COMPANY:
OAK POINT ASSOCIATES
231 MAIN STREET, BIDDEFORD, ME 04005
(207) 283-0193
A/E PROJECT NO.:
22310.06
CONSULTING A/E:

USCG CIVIL ENGINEERING UNIT PROVIDENCE
475 KILVERT ST., SUITE 100
WARWICK, RI 02886
USCG PROJECT MANAGER:
DAVID MILES
DESIGNED BY:
DRAWN BY:
EDITED BY:
CRR
CHECKED BY:
KP

USCG PROJECT NUMBER
217767/33
USCG DRAWING SERIES NUMBER
P21776733
USCG FILENAME
P21776733AD201.DWG
SHEET 07 OF 21

MAJOR M&R BARRACKS/GALLEY BUILDING
SFO SOUTHWEST HARBOR ME
SOUTHWEST HARBOR
ARCHITECTURAL
REMOVALS ELEVATIONS

SHEET ID
BARRACKS/
GALLEY
BUILDING
AD201

SOLICITATION NO.: N/A
CONTRACT NO.: N/A

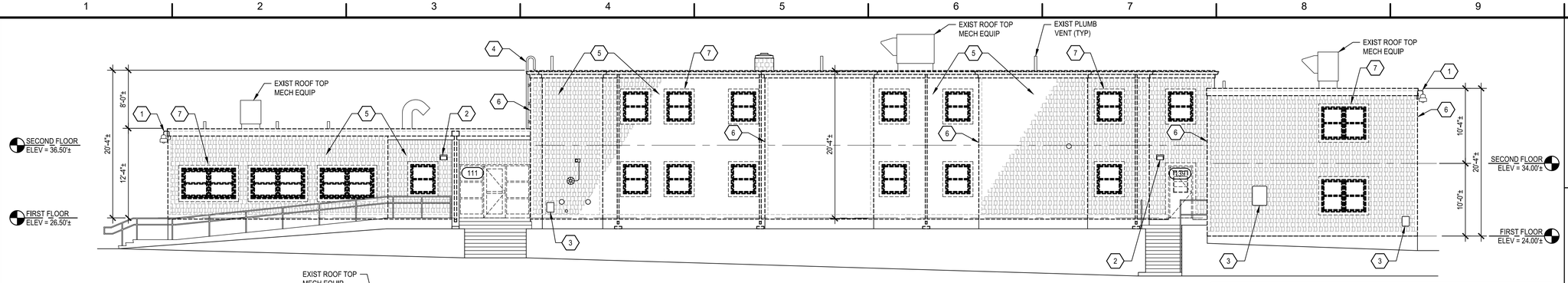


F5 REMOVALS SOUTH ELEVATION - OPTION BID ITEM (OBI #1A & #1B)
SCALE: 1/8"=1'-0"

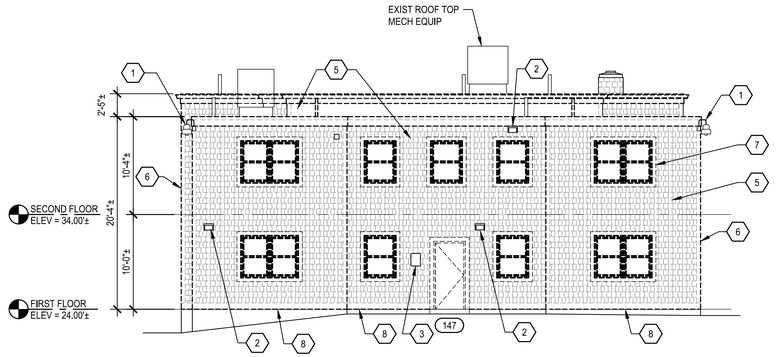


D2 REMOVALS EAST ELEVATION - OPTION BID ITEM (OBI #1A & #1B)
SCALE: 1/8"=1'-0"

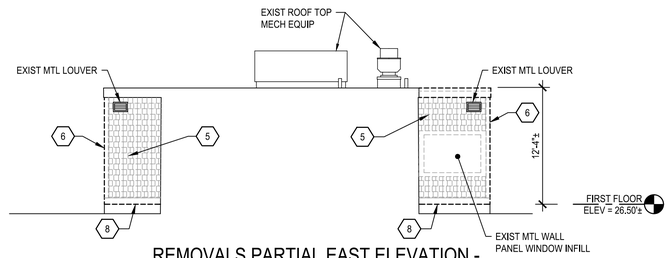


D5 REMOVALS PARTIAL EAST ELEVATION - OPTION BID ITEM (OBI #1A & #1B)
SCALE: 1/8"=1'-0"

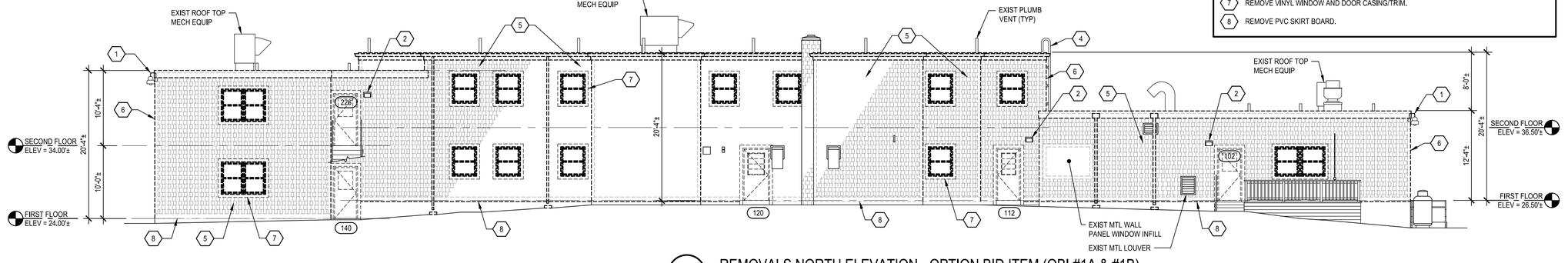


C5 REMOVALS NORTH ELEVATION - OPTION BID ITEM (OBI #1A & #1B)
SCALE: 1/8"=1'-0"

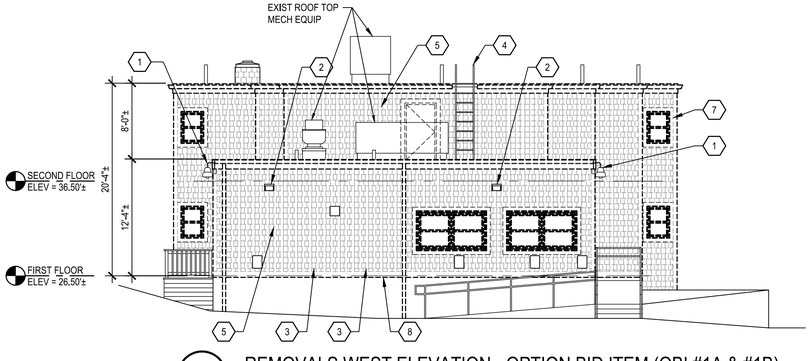


A2 REMOVALS WEST ELEVATION - OPTION BID ITEM (OBI #1A & #1B)
SCALE: 1/8"=1'-0"

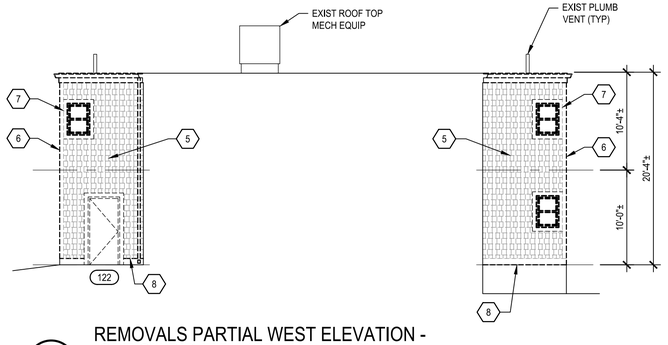


A5 REMOVALS PARTIAL WEST ELEVATION - OPTION BID ITEM (OBI #1A & #1B)
SCALE: 1/8"=1'-0"

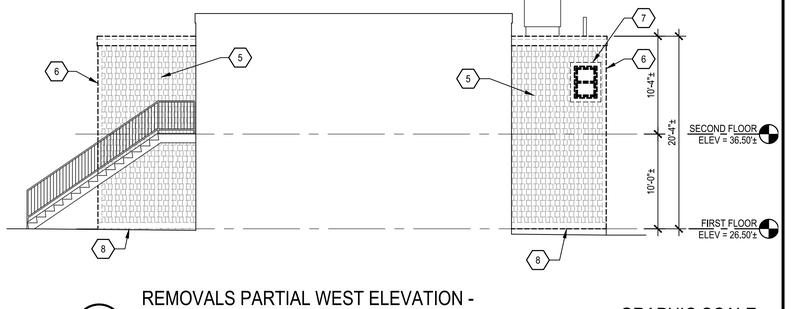


A8 REMOVALS PARTIAL WEST ELEVATION - OPTION BID ITEM (OBI #1A & #1B)
SCALE: 1/8"=1'-0"

## GENERAL SHEET NOTES

1. ITEMS ON THIS SHEET ARE EXISTING UNLESS NOTED OTHERWISE.
2. REFER TO REMOVALS ELEVATIONS ON SHEET AD201 FOR REMOVALS PERFORMED UNDER BASE BID.
3. REFER TO SHEET G-002 FOR ADDITIONAL GENERAL REMOVALS NOTES.
4. THE CONTRACTOR MUST MAINTAIN BUILDING SECURITY, ACCESS AND INTERIOR INTEGRITY THROUGHOUT THE PROJECT.
5. EXISTING FENCE AND MECHANICAL UNIT AT EAST ELEVATION NOT SHOWN FOR CLARITY.

## ## SHEET KEYNOTES

OPTION BID ITEMS (OBI #1A AND OBI #1B) KEYNOTES

1. TEMPORARILY SUPPORT EXISTING SECURITY CAMERA, CONDUIT, AND JUNCTION BOX.
2. DISCONNECT, REMOVE, AND STORE FOR REINSTALLATION EXISTING WALL MOUNTED LIGHT FIXTURE.
3. REMOVE AND STORE FOR REINSTALLATION EXISTING WALL MOUNTED SIGNAGE.
4. REMOVE AND STORE FOR REINSTALLATION EXISTING METAL ROOF ACCESS LADDER.
5. REMOVE VINYL SHINGLE SIDING AND 2"± COMPOSITE INSULATION BOARD (1/2" OSB SHEATHING AND 1-1/2" RIGID INSULATION) MECHANICALLY FASTENED TO EXISTING MASONRY WALL.
6. REMOVE VINYL CORNER TRIM BOARD.
7. REMOVE VINYL WINDOW AND DOOR CASING/TRIM.
8. REMOVE PVC SKIRT BOARD.

GRAPHIC SCALE
1/8" = 1'-0"
0 4' 8' 16'
CHECK GRAPHIC SCALE BEFORE USING

LICENSED ARCHITECT JONATHAN R. McINTYRE NO. 2253 STATE OF MAINE
02.09.2026

U.S.C.G. CE US COAST GUARD CIVIL ENGINEERING

| MARK | DESCRIPTION | DATE |
|---|---|---|
| 1. | ISSUE FOR BID | FEB 9, 2026 |

MEASUREMENT BAR: = 1" (HALF SIZE = 1/2")

A/E COMPANY:
OAK POINT ASSOCIATES
231 MAIN STREET BIDDEFORD, ME 04005
(207) 283-0193
A/E PROJECT NO.:
2231.06
CONSULTING A/E:

USCG CIVIL ENGINEERING UNIT PROVIDENCE
475 KILVERT ST., SUITE 100
WARWICK, RI 02886
USCG PROJECT MANAGER:
DAVID MILES
DESIGNED BY:
DRAWN BY:
KP
EDITED BY:
CHECKED BY:
CRR

USCG PROJECT NUMBER
217767/33
USCG DRAWING SERIES NUMBER
P21776733
USCG FILENAME
P21776733AD202.DWG
SHEET 08 OF 21

MAJOR M&R BARRACKS/GALLEY BUILDING
SFO SOUTHWEST HARBOR ME
SOUTHWEST HARBOR
ARCHITECTURAL
REMOVALS ELEVATIONS - OPTION BID ITEM

SHEET ID
BARRACKS/ GALLEY BUILDING
AD202

SOLICITATION NO.: N/A
CONTRACT NO.: N/A

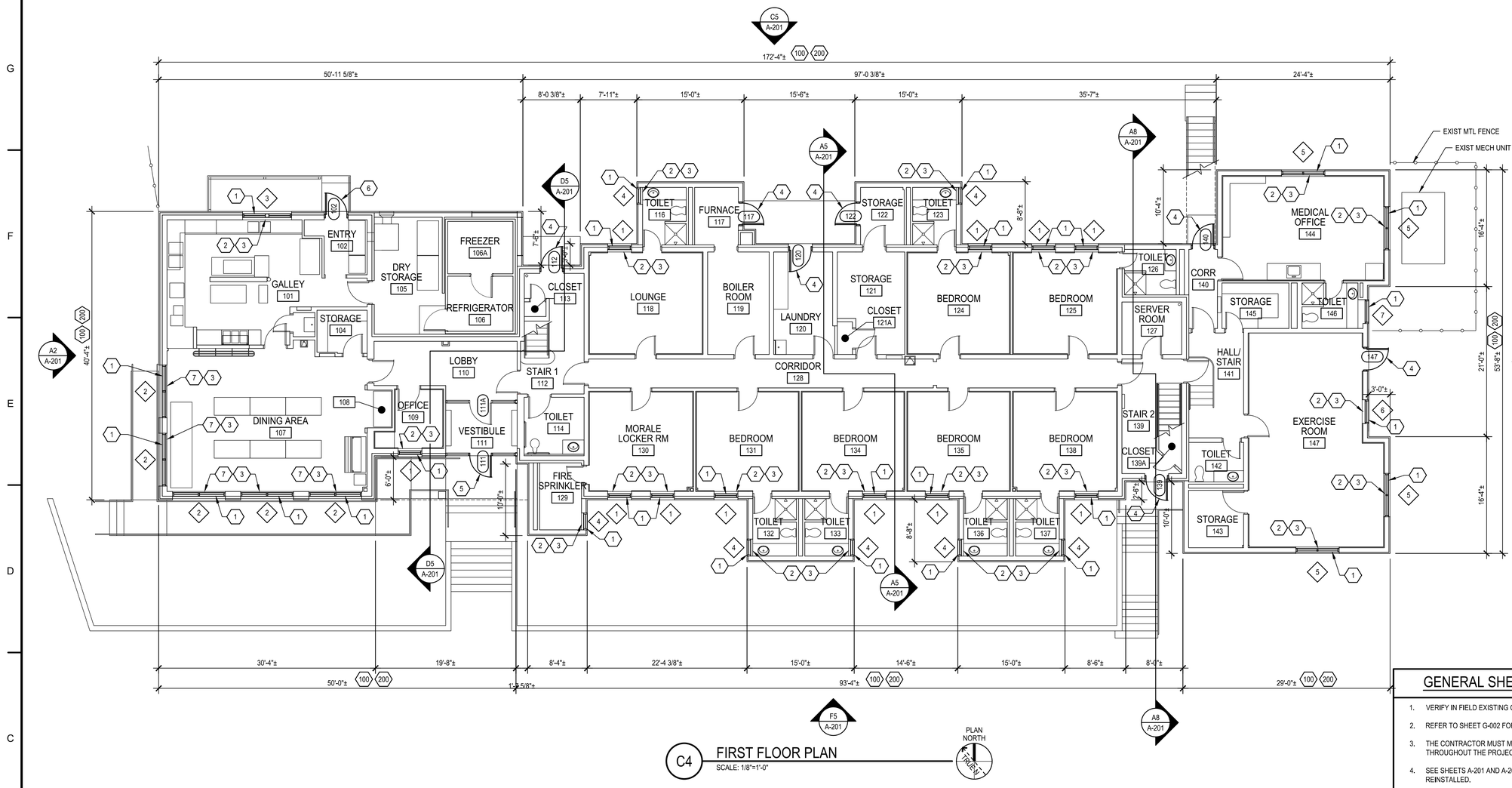


C4 FIRST FLOOR PLAN

SCALE: 1/8"=1'-0"

PLAN NORTH

TRUE N

## GRAPHIC SCALE

1/8" = 1'-0" 0 4' 8' 16'

CHECK GRAPHIC SCALE BEFORE USING

## GENERAL SHEET NOTES

1. VERIFY IN FIELD EXISTING CONDITIONS.
2. REFER TO SHEET G-002 FOR ADDITIONAL GENERAL REMOVALS NOTES.
3. THE CONTRACTOR MUST MAINTAIN BUILDING SECURITY, ACCESS AND INTERIOR INTEGRITY THROUGHOUT THE PROJECT.
4. SEE SHEETS A-201 AND A-202 FOR WALL MOUNTED ITEMS THAT WILL BE REMOVED AND REINSTALLED.
5. REFER TO SHEET A-601 FOR DOOR SCHEDULE, DOOR TYPES, DOOR FRAME TYPES, AND DETAILS.
6. REFER TO SHEET A-601 FOR WINDOW TYPES.

## ## SHEET KEYNOTES

BASE BID KEYNOTES

1. DOUBLE-HUNG, HURRICANE RATED, ALUMINUM CLAD, WOOD WINDOW. VERIFY ROUGH OPENING SIZE IN FIELD.
2. INTERIOR WOOD WINDOW TRIM AND WINDOW STOOL. PAINT TO MATCH EXISTING.
3. WINDOW MINI BLIND. VERIFY WINDOW OPENING IN FIELD.
4. INSULATED HOLLOW METAL DOOR, HOLLOW METAL FRAME, AND HARDWARE.
5. ALUMINUM STOREFRONT ENTRANCE SYSTEM, ALUMINUM DOOR, AND HARDWARE.
6. INSULATED HOLLOW METAL DOOR AND DOOR HARDWARE IN EXISTING HOLLOW METAL DOOR FRAME. PREP AND PAINT EXISTING DOOR FRAME.
7. REINSTALL EXISTING STAINED, WOOD TRIM/WINDOW OPENING INFILL TO MATCH EXISTING. REFINISH AS REQUIRED TO MATCH EXISTING FINISH.

OPTION BID ITEMS #1A

100. SELF-ADHERED WEATHER BARRIER, EXTERIOR VINYL SHINGLE SIDING, VINYL CORNER BOARDS, VINYL WINDOW TRIM, AND PVC SKIRT BOARD. REFER TO SHEET A-501 FOR WALL DETAILS.

OPTION BID ITEMS #1B

200. SELF-ADHERED WEATHER BARRIER, EXTERIOR FIBER-CEMENT SHINGLE SIDING, PVC CORNER BOARDS, PVC WINDOW AND DOOR CASING/TRIM, AND PVC SKIRT BOARD. REFER TO SHEET A-501 FOR WALL DETAILS.

LICENSED ARCHITECT
JONATHAN F. McINTYRE
NO. 2253
STATE OF MAINE
02.09.2026

U.S.C.G.
CE
US COAST GUARD
CIVIL ENGINEERING

| MARK | DESCRIPTION | DATE |
|---|---|---|
| 1. | ISSUE FOR BID | FEB 9, 2026 |

MEASUREMENT BAR: = 1" (HALF SIZE = 1/2")

A/E COMPANY:
OAK POINT ASSOCIATES
231 MAIN STREET BIDDEFORD, ME 04005
(207) 283-0193
A/E PROJECT NO.:
22310.06
CONSULTING A/E:

USCG CIVIL ENGINEERING UNIT PROVIDENCE
475 KILVERT ST., SUITE 100
WARWICK, RI 02886
USCG PROJECT MANAGER:
DAVID MILES
DESIGNED BY:
DRAWN BY:
CHECKED BY:
EDITED BY:
CRR
KP

USCG PROJECT NUMBER
21776733
USCG DRAWING SERIES NUMBER
P21776733
USCG FILENAME
P21776733A-101.DWG
SHEET 09 OF 21

MAJOR M&R BARRACKS/GALLEY BUILDING
SFO SOUTHWEST HARBOR
SOUTHWEST HARBOR ME
ARCHITECTURAL
FIRST FLOOR PLAN

SHEET ID
BARRACKS/ GALLEY BUILDING
A-101

SOLICITATION NO.: N/A

CONTRACT NO.: N/A

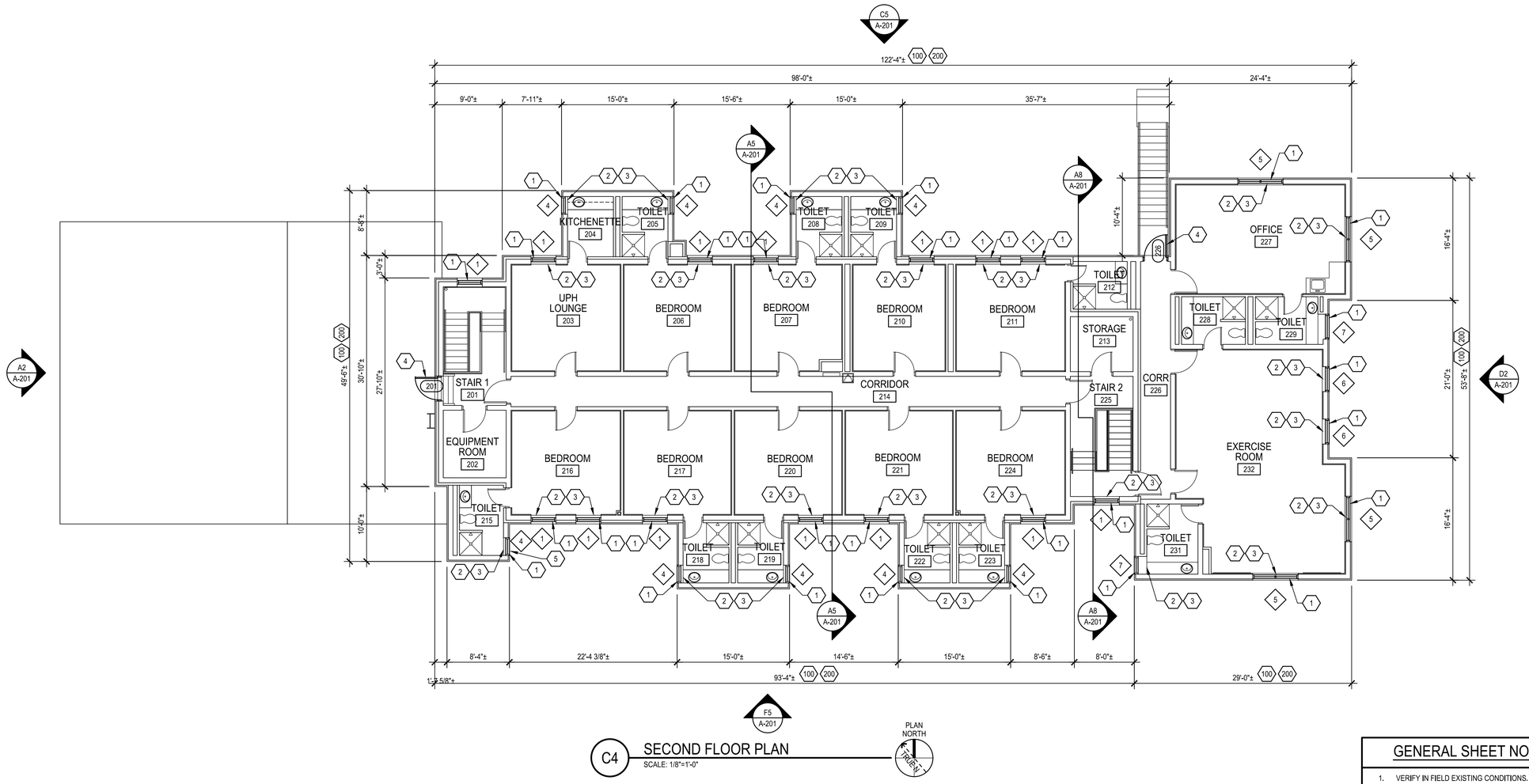


C4 SECOND FLOOR PLAN

SCALE: 1/8"=1'-0"

PLAN NORTH (TRUE N.)

## GENERAL SHEET NOTES

1. VERIFY IN FIELD EXISTING CONDITIONS.
2. REFER TO SHEET G-002 FOR ADDITIONAL GENERAL REMOVALS NOTES.
3. THE CONTRACTOR MUST MAINTAIN BUILDING SECURITY, ACCESS AND INTERIOR INTEGRITY THROUGHOUT THE PROJECT.
4. SEE SHEETS A-200 AND A-202 FOR WALL MOUNTED ITEMS THAT WILL BE REMOVED AND REINSTALLED.
5. REFER TO SHEET A-601 FOR DOOR SCHEDULE, DOOR TYPES, DOOR FRAME TYPES, AND DETAILS.
6. REFER TO SHEET A-601 FOR WINDOW TYPES.

## ## SHEET KEYNOTES

BASE BID KEYNOTES

1. DOUBLE-HUNG, HURRICANE RATED, ALUMINUM CLAD, WOOD WINDOW. VERIFY ROUGH OPENING SIZE IN FIELD.
2. INTERIOR WOOD WINDOW TRIM AND WINDOW STOOL. PAINT TO MATCH EXISTING.
3. WINDOW MINI BLIND. VERIFY WINDOW OPENING IN FIELD.
4. INSULATED HOLLOW METAL DOOR, HOLLOW METAL FRAME, AND HARDWARE.
5. REATTACH EXISTING VINYL SIDING BELOW SECOND FLOOR WINDOW.

OPTION BID ITEMS #1A

100. SELF-ADHERED WEATHER BARRIER, EXTERIOR VINYL SHINGLE SIDING, VINYL CORNER BOARDS, VINYL WINDOW TRIM, AND PVC SKIRT BOARD. REFER TO SHEET A-501 FOR WALL DETAILS.

OPTION BID ITEMS #1B

200. SELF-ADHERED WEATHER BARRIER, EXTERIOR FIBER-CEMENT SHINGLE SIDING, PVC CORNER BOARDS, PVC WINDOW AND DOOR CASING/TRIM, AND PVC SKIRT BOARD. REFER TO SHEET A-501 FOR WALL DETAILS.

GRAPHIC SCALE

1/8" = 1'-0" 0 4' 8' 16'

CHECK GRAPHIC SCALE BEFORE USING

LICENSED ARCHITECT JONATHAN F. McINTYRE NO. 2253 STATE OF MAINE 02.09.2026

U.S.C.G. CE US COAST GUARD CIVIL ENGINEERING

| MARK | DESCRIPTION | DATE |
|---|---|---|
| 1. | ISSUE FOR BID | FEB 9, 2026 |

MEASUREMENT BAR: = 1" (HALF SIZE = 1/2")

A/E COMPANY:
OAK POINT ASSOCIATES
231 MAIN STREET, BIDDEFORD, ME 04005
(207) 283-0193
A/E PROJECT NO.:
22310.06
CONSULTING A/E:

USCG CIVIL ENGINEERING UNIT PROVIDENCE
475 KILVERT ST., SUITE 100
WARWICK, RI 02886
USCG PROJECT MANAGER:
DAVID MILES
DESIGNED BY:
MJ
DRAWN BY:
CRR
CHECKED BY:
KP
EDITED BY:
CRR

USCG PROJECT NUMBER
217797J3
USCG DRAWING SERIES NUMBER
P21776733
USCG FILENAME
P21776733A-102.DWG
SHEET 10 OF 21

MAJOR M&R BARRACKS/GALLEY BUILDING
SFO SOUTHWEST HARBOR
SOUTHWEST HARBOR ME
ARCHITECTURAL
SECOND FLOOR PLAN

SHEET ID
BARRACKS/ GALLEY BUILDING
A-102

SOLICITATION NO.: N/A

CONTRACT NO.: N/A

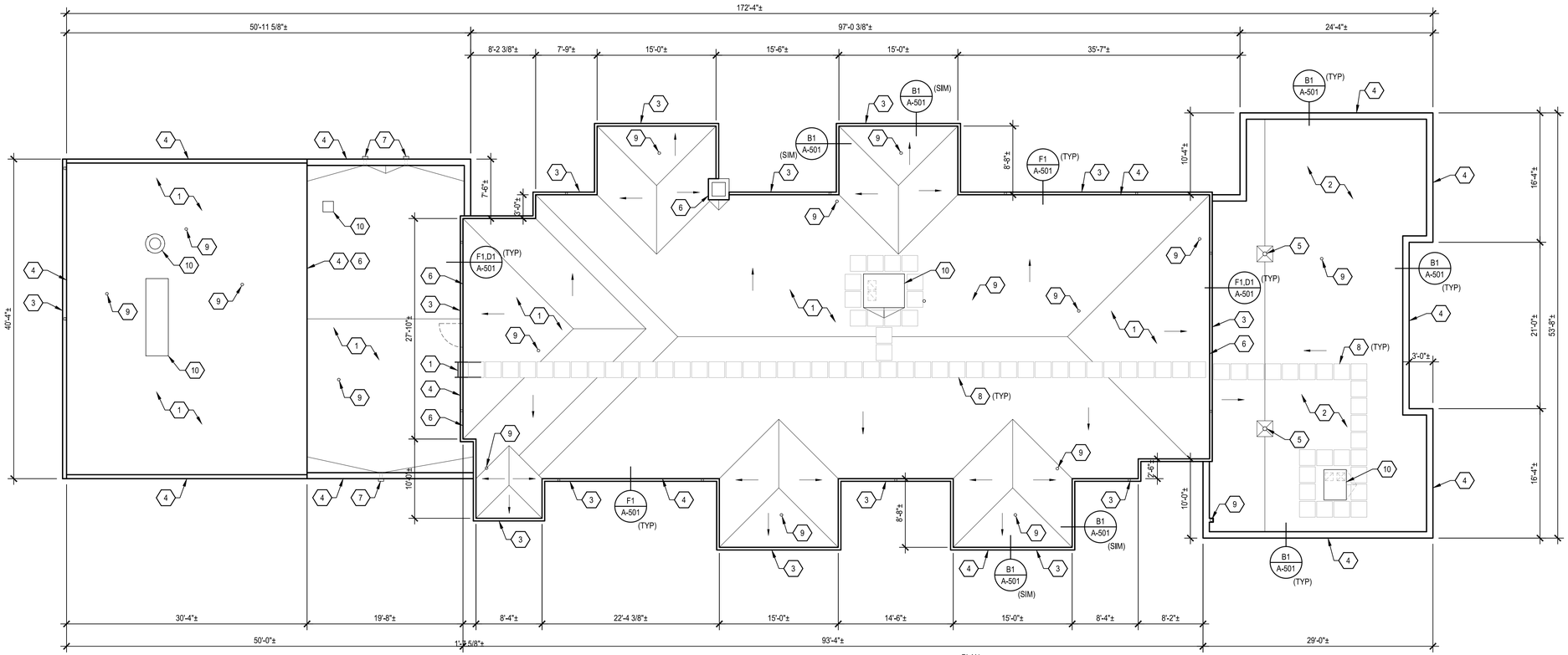


D4 ROOF PLAN
SCALE: 1/8"=1'-0"

PLAN NORTH
TRUE N

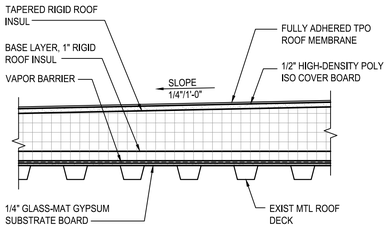


B1 TYPICAL ROOF SYSTEM DETAIL
SCALE: 1-1/2"=1'-0"

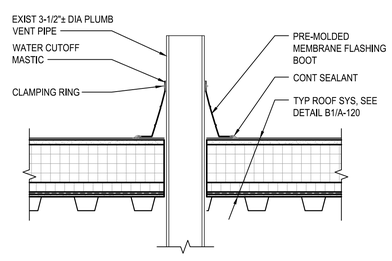


B2 TYPICAL VENT PIPE FLASHING DETAIL
SCALE: 1-1/2"=1'-0"

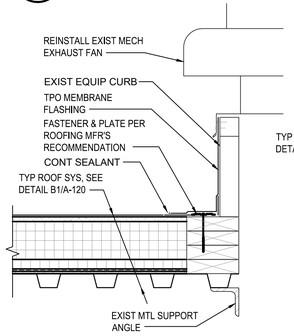


A1 TYP MECH EQUIPMENT CURB DETAIL
SCALE: 1-1/2"=1'-0"

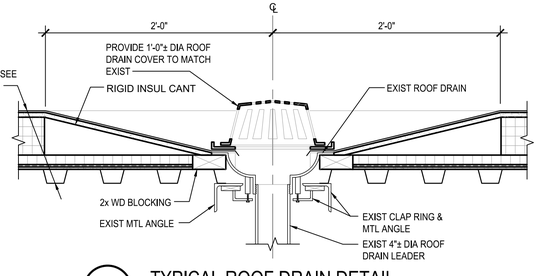


A2 TYPICAL ROOF DRAIN DETAIL
SCALE: 1-1/2"=1'-0"

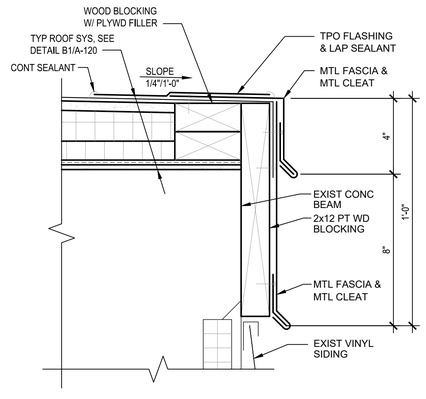


B5 TYPICAL ROOF EDGE DETAIL
SCALE: 3"=1'-0"

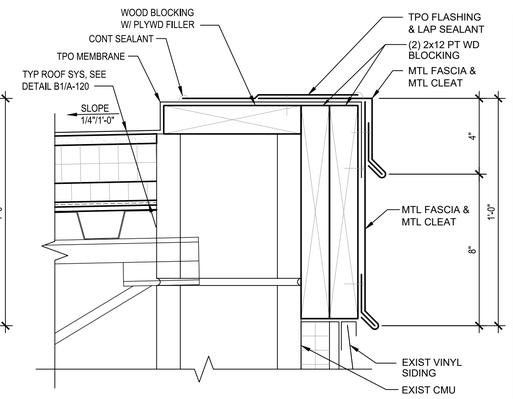


B7 TYPICAL PARAPET ROOF EDGE DETAIL
SCALE: 3"=1'-0"

## GENERAL SHEET NOTES

1. ITEMS ON THIS SHEET ARE EXISTING UNLESS NOTED OTHERWISE.
2. REFER TO SHEET G-002 FOR ADDITIONAL GENERAL REMOVALS NOTES.
3. THE CONTRACTOR MUST MAINTAIN BUILDING SECURITY, ACCESS AND INTERIOR INTEGRITY THROUGHOUT THE PROJECT.
4. MAINTAIN AND PROTECT UTILITY CONDUITS AND ROOF TOP EQUIPMENT DURING CONSTRUCTION.
5. THE ROOF ELEVATION OVER THE BEDROOM PORTION OF THE BUILDING IS APPROXIMATELY 24'-0" ABOVE GRADE. THE ROOF ELEVATION OVER THE GALLEY AND DINING ROOM ROOF IS APPROXIMATELY15'-0"ABOVE GRADE.

## (##) SHEET KEYNOTES

BASE BID KEYNOTES

1. FULLY ADHERED TPO ROOF MEMBRANE WITH 1/2" HIGH-DENSITY POLYISO FOAM COVER BOARD, TAPERED RIGID POLYISO ROOF INSULATION (1/4" PER FOOT), POLYISO RIGID ROOF BASE INSULATION, VAPOR BARRIER, AND 1/4" GLASS-MAT GYPSUM SUBSTRATE BOARD OVER EXISTING METAL ROOF DECK/STRUCTURE. SEE DETAIL B1/A-120.
2. FULLY ADHERED TPO ROOF MEMBRANE WITH 1/2" HIGH-DENSITY POLYISO FOAM COVER BOARD, RIGID POLYISO ROOF INSULATION, VAPOR BARRIER, AND 1/4" GLASS-MAT GYPSUM SUBSTRATE BOARD OVER EXISTING SLOPED METAL ROOF DECK/STRUCTURE. SEE DETAIL B1/AE120 (SIMILAR).
3. 6" WIDE x 5" DEEP, METAL (K-STYLE PROFILE) GUTTER WITH CONTINUOUS LEAF SCREEN AND 2"x 3" RECTANGULAR METAL DOWNSPOUT WITH FASTENER STRAPS AT 8'-0" ON-CENTER. SEE DETAIL F1/A-501.
4. METAL ROOF EDGE FASCIA SYSTEM. SEE DETAILS B5/A-120 AND B7/A-120.
5. TPO ROOF DRAIN FLASHING AND ROOF DRAIN INSERT AT EXISTING ROOF DRAIN LEADER. SEE DETAIL A2/A-120.
6. TPO WALL FLASHING AND CONTINUOUS STAINLESS STEEL TERMINATION BAR. SEE DETAIL D1/A-501.
7. TPO ROOF SCUPPER FLASHING AND METAL DRIP EDGE. SEE DETAIL A1/A-501.
8. MEMBRANE WALKWAY PADS.
9. TPO FLASHING AT EXISTING PLUMBING VENT PIPE. SEE DETAIL B2/A-120.
10. TPO MEMBRANE FLASHING AT EXISTING MECHANICAL EQUIPMENT CURB. SEE DETAIL A1/A-120.

## GRAPHIC SCALES

1/8" = 1'-0" 0 4' 8' 16'
1-1/2" = 1'-0" 0 6" 1' 2'
3" = 1'-0" 0 3" 6" 1'

CHECK GRAPHIC SCALES BEFORE USING

LICENSED ARCHITECT JONATHAN F. McINTYRE NO. 2253 STATE OF MAINE
02.09.2026

U.S.C.G. CE US COAST GUARD CIVIL ENGINEERING

| MARK | DESCRIPTION | DATE |
|---|---|---|
| 1. | ISSUE FOR BID | FEB 9, 2026 |

MEASUREMENT BAR: = 1" (HALF SIZE = 1/2")

A/E COMPANY:
OAK POINT ASSOCIATES
231 MAIN STREET, BIDDEFORD, ME 04005
(207) 283-0193
A/E PROJECT NO.:
22310.06
CONSULTING A/E:

USCG CIVIL ENGINEERING UNIT PROVIDENCE
475 KILVERT ST, SUITE 100
WARWICK, RI 02886
USCG PROJECT MANAGER:
DAVID MILES
DESIGNED BY:
DRAWN BY:
CHECKED BY:
EDITED BY:
CRR
KP

USCG PROJECT NUMBER 21776733
USCG DRAWING SERIES NUMBER P21776733
USCG FILENAME P21776733A-120.DWG
SHEET 11 OF 21

MAJOR M&R BARRACKS/GALLEY BUILDING
SFO SOUTHWEST HARBOR
SOUTHWEST HARBOR ME
ARCHITECTURAL
ROOF PLAN AND DETAILS

SHEET ID
BARRACKS/ GALLEY BUILDING
A-120

SOLICITATION NO.: N/A
CONTRACT NO.: N/A

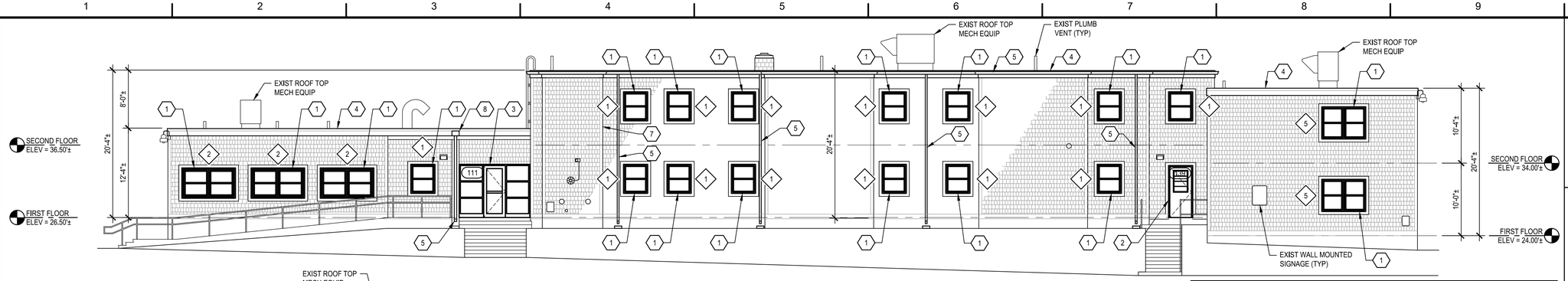


F5 SOUTH ELEVATION
SCALE: 1/8"=1'-0"

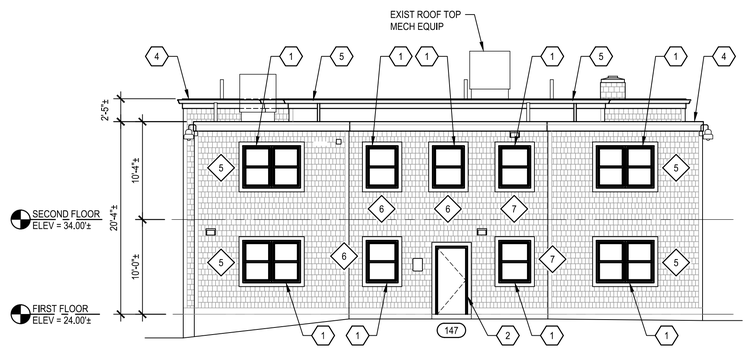


D2 EAST ELEVATION
SCALE: 1/8"=1'-0"

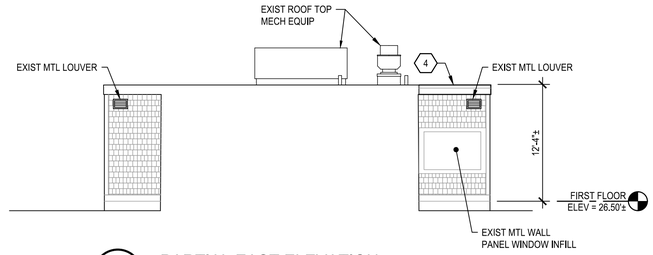


D5 PARTIAL EAST ELEVATION
SCALE: 1/8"=1'-0"

## GENERAL SHEET NOTES

1. VERIFY IN FIELD EXISTING CONDITIONS.
2. REFER TO SHEET G-002 FOR ADDITIONAL GENERAL REMOVALS NOTES.
3. THE CONTRACTOR MUST MAINTAIN BUILDING SECURITY, ACCESS AND INTERIOR INTEGRITY THROUGHOUT THE PROJECT.
4. REFER TO SHEET A-601 FOR DOOR SCHEDULE, DOOR TYPES, DOOR FRAME TYPES, AND DETAILS.
5. REFER TO SHEET A-601 FOR WINDOW TYPES.
6. EXISTING FENCE AND MECHANICAL UNIT AT EAST ELEVATION NOT SHOWN FOR CLARITY.

## (##) SHEET KEYNOTES

BASE BID KEYNOTES

1. DOUBLE-HUNG, HURRICANE RATED, ALUMINUM CLAD, WOOD WINDOW. VERIFY IN FIELD ROUGH OPENING SIZE.
2. INSULATED HOLLOW METAL DOOR, HOLLOW METAL FRAME, AND HARDWARE.
3. ALUMINUM STOREFRONT ENTRY SYSTEM, ALUMINUM DOOR, AND HARDWARE.
4. METAL ROOF EDGE FASCIA SYSTEM WITH WOOD BLOCKING AS REQUIRED.
5. 6" WIDE x 5" DEEP, METAL (K-STYLE PROFILE) GUTTER WITH CONTINUOUS LEAF SCREEN AND 2"x 3" RECTANGULAR METAL DOWNSPOUT WITH FASTENER STRAPS AT 8'-0" ON-CENTER.
6. INSULATED HOLLOW METAL DOOR AND DOOR HARDWARE IN EXISTING HOLLOW METAL DOOR FRAME. PREP AND PAINT EXISTING DOOR FRAME.
7. REATTACH EXISTING VINYL SIDING BELOW SECOND FLOOR WINDOW AT PARTIAL EAST ELEVATION.
8. SCUPPER FLASHING AND SCUPPER BOX.

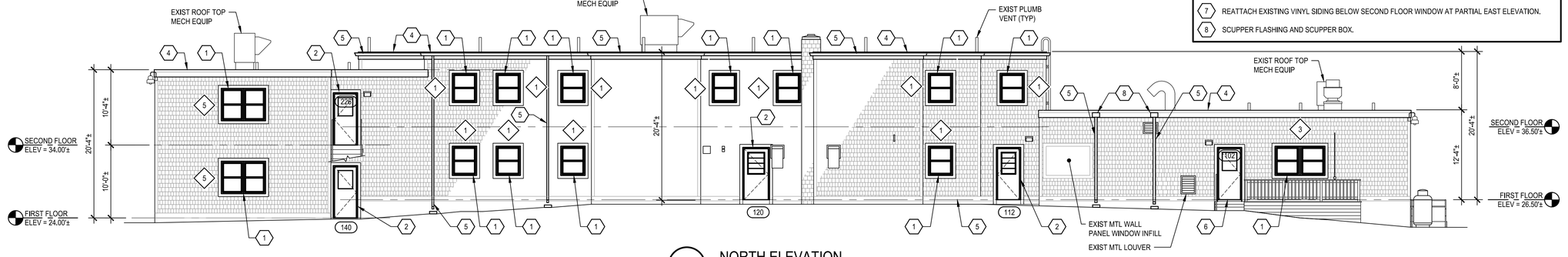


C5 NORTH ELEVATION
SCALE: 1/8"=1'-0"

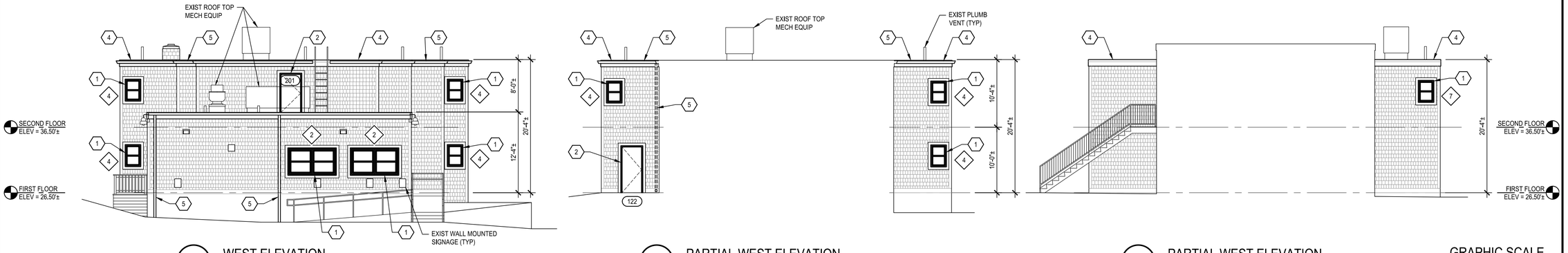


A2 WEST ELEVATION
SCALE: 1/8"=1'-0"

A5 PARTIAL WEST ELEVATION
SCALE: 1/8"=1'-0"

A8 PARTIAL WEST ELEVATION
SCALE: 1/8"=1'-0"

GRAPHIC SCALE
1/8" = 1'-0"
0 4' 8' 16'
CHECK GRAPHIC SCALE BEFORE USING

SOLICITATION NO.: N/A
CONTRACT NO.: N/A

LICENSED ARCHITECT JONATHAN P. McINTYRE NO. 2253 STATE OF MAINE 02.09.2026

U.S.C.G. CE US COAST GUARD CIVIL ENGINEERING

| MARK | DESCRIPTION | DATE |
|---|---|---|
| 1. | ISSUE FOR BID | FEB 9, 2026 |

MEASUREMENT BAR: = 1" (HALF SIZE = 1/2")

A/E COMPANY:
OAK POINT ASSOCIATES
231 MAIN STREET BIDDEFORD, ME 04005
(207) 283-0193
A/E PROJECT NO.:
2231.06
CONSULTING A/E:

USCG CIVIL ENGINEERING UNIT PROVIDENCE
475 KILVERT ST., SUITE 100
WARWICK, RI 02886
USCG PROJECT MANAGER:
DAVID MILES
DESIGNED BY: AP
DRAWN BY: AP
EDITED BY: CRR
CHECKED BY: KP

USCG PROJECT NUMBER 21776733
USCG DRAWING SERIES NUMBER P21776733
USCG FILENAME P21776733A-201.DWG
SHEET 12 OF 21

MAJOR M&R BARRACKS/GALLEY BUILDING
SFO SOUTHWEST HARBOR ME
SOUTHWEST HARBOR
ARCHITECTURAL ELEVATIONS

SHEET ID
BARRACKS/ GALLEY BUILDING
A-201

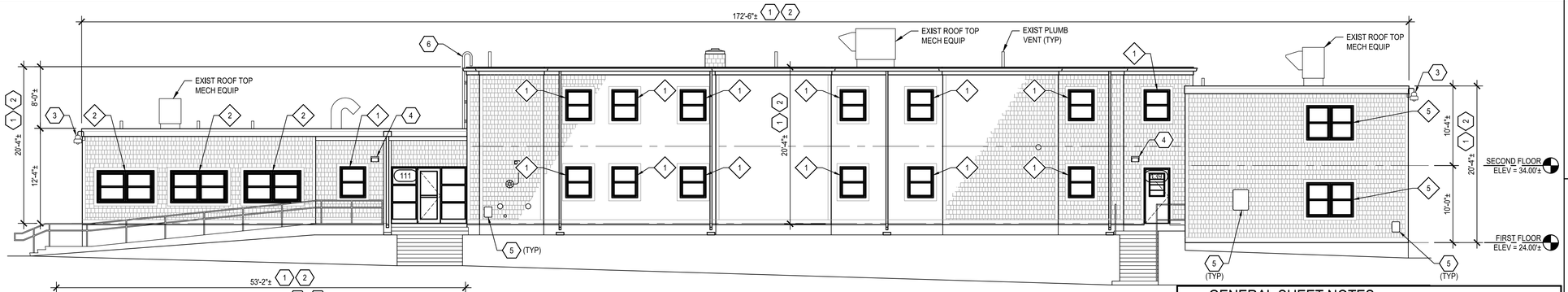


F5 SOUTH ELEVATION - OPTION BID ITEM (OBI #1A & #1B)
SCALE: 1/8"=1'-0"

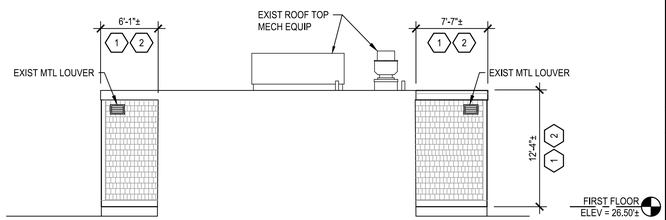





D2 EAST ELEVATION - OPTION BID ITEM (OBI #1A & #1B)
SCALE: 1/8"=1'-0"

D5 PARTIAL EAST ELEVATION - OPTION BID ITEM (OBI #1A & #1B)
SCALE: 1/8"=1'-0"

## GENERAL SHEET NOTES

1. VERIFY IN FIELD EXISTING CONDITIONS.
2. REFER TO ELEVATIONS ON SHEET A-201 FOR WORK PERFORMED UNDER BASE BID.
3. REFER TO SHEET G-002 FOR ADDITIONAL GENERAL REMOVALS NOTES.
4. THE CONTRACTOR MUST MAINTAIN BUILDING SECURITY, ACCESS AND INTERIOR INTEGRITY THROUGHOUT THE PROJECT.
5. REFER TO SHEET A-601 FOR DOOR SCHEDULE, DOOR TYPES, DOOR FRAME TYPES, AND DETAILS.
6. REFER TO SHEET A-601 FOR WINDOW TYPES.
7. EXISTING FENCE AND MECHANICAL UNIT AT EAST ELEVATION NOT SHOWN FOR CLARITY.

## (##) SHEET KEYNOTES

OPTION BID ITEMS KEYNOTES

1. OPTION BID ITEM #1A SELF-ADHERED WEATHER BARRIER, EXTERIOR VINYL SHINGLE SIDING, VINYL CORNER BOARDS, VINYL WINDOW TRIM, AND CELLULAR PVC SKIRT BOARD. REFER TO SHEET A-501 FOR WALL DETAILS.
2. OPTION BID ITEM #1B SELF-ADHERED WEATHER BARRIER, EXTERIOR FIBER-CEMENT SHINGLE SIDING, CELLULAR PVC CORNER BOARDS, CELLULAR PVC WINDOW AND DOOR CASING/TRIM, AND CELLULAR PVC SKIRT BOARD. REFER TO SHEET A-501 FOR WALL DETAILS.
3. RECONNECT EXISTING SECURITY CAMERA, CONDUIT, AND JUNCTION BOX.
4. RECONNECT AND REINSTALL EXISTING WALL MOUNTED LIGHT FIXTURE.
5. REINSTALL EXISTING WALL MOUNTED SIGNAGE.
6. PREP, PAINT AND REINSTALL EXISTING METAL ROOF ACCESS LADDER.

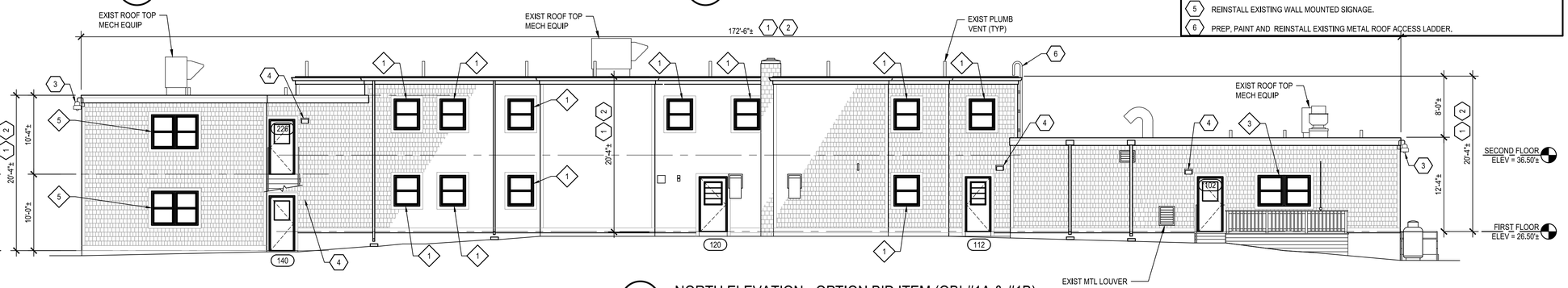


C5 NORTH ELEVATION - OPTION BID ITEM (OBI #1A & #1B)
SCALE: 1/8"=1'-0"

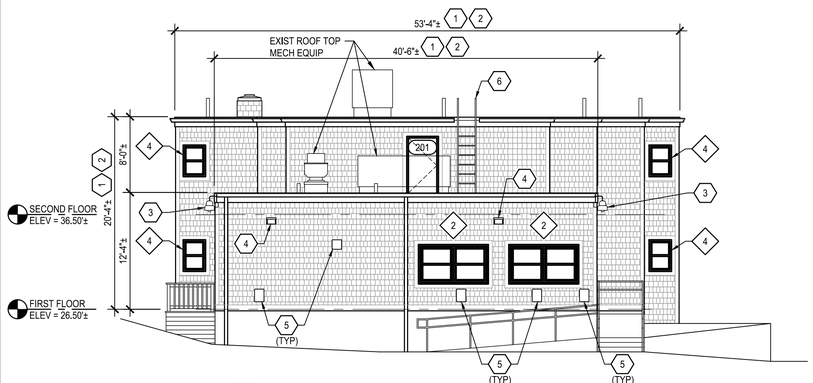


A2 WEST ELEVATION - OPTION BID ITEM (OBI #1A & #1B)
SCALE: 1/8"=1'-0"

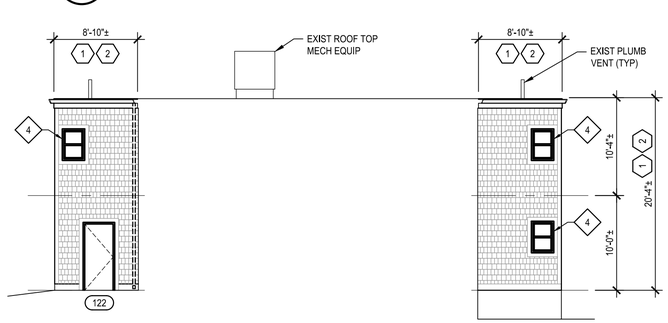


A5 PARTIAL WEST ELEVATION - OPTION BID ITEM (OBI #1A & #1B)
SCALE: 1/8"=1'-0"

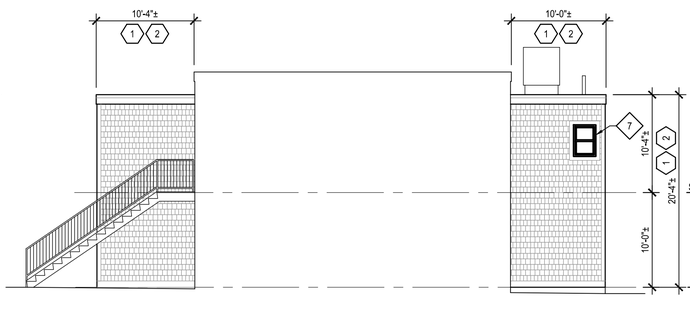


A8 PARTIAL WEST ELEVATION - OPTION BID ITEM (OBI #1A & #1B)
SCALE: 1/8"=1'-0"

GRAPHIC SCALE
0 4' 8' 16'
1/8" = 1'-0"
CHECK GRAPHIC SCALE BEFORE USING

SOLICITATION NO.: N/A CONTRACT NO.: N/A

LICENSED ARCHITECT JONATHAN R. McINTYRE NO. 2253 STATE OF MAINE
02.09.2026

U.S.C.G. CE US COAST GUARD CIVIL ENGINEERING

| MARK | DESCRIPTION | DATE |
|---|---|---|
| 1. | ISSUE FOR BID | FEB 9, 2026 |

MEASUREMENT BAR: = 1" (HALF SIZE = 1/2")

A/E COMPANY:
OAK POINT ASSOCIATES
231 MAIN STREET BIDDEFORD, ME 04005
(207) 283-0193
A/E PROJECT NO.:
22310.06
CONSULTING A/E:

USCG CIVIL ENGINEERING UNIT PROVIDENCE
475 KILVERT ST, SUITE 100
WARWICK, RI 02886
USCG PROJECT MANAGER:
DAVID MILES
DESIGNED BY:
DRAWN BY:
EDITED BY:
CHECKED BY:
KP

USCG PROJECT NUMBER 21776733
USCG DRAWING SERIES NUMBER P21776733
USCG FILENAME P21776733A-202.DWG
SHEET 13 OF 21

MAJOR M&R BARRACKS/GALLEY BUILDING
SFO SOUTHWEST HARBOR ME
SOUTHWEST HARBOR
ARCHITECTURAL
ELEVATIONS - OPTION BID ITEM

SHEET ID
BARRACKS/ GALLEY BUILDING
A-202

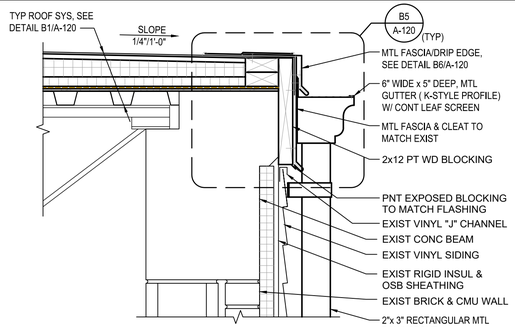


F1 TYP ROOF EDGE DETAIL - BASE BID
SCALE: 1-1/2"=1'-0"

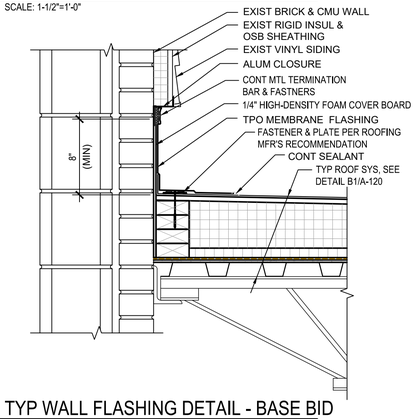


D1 TYP WALL FLASHING DETAIL - BASE BID
SCALE: 1-1/2"=1'-0"

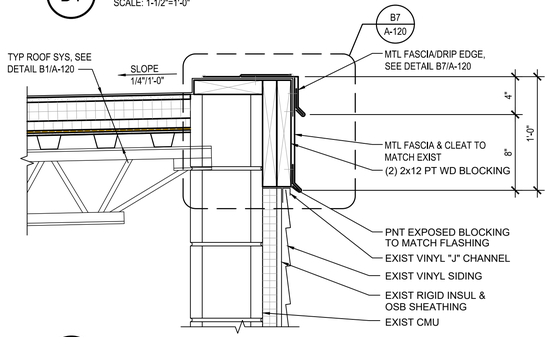


B1 TYPICAL PARAPET DETAIL
SCALE: 1-1/2"=1'-0"

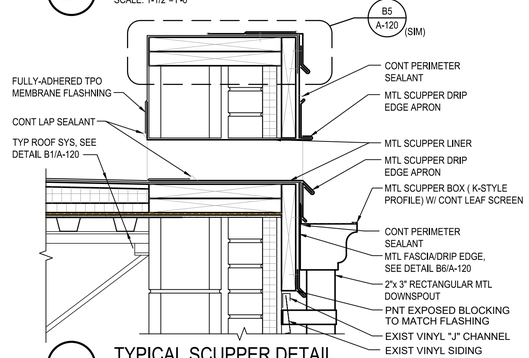


A1 TYPICAL SCUPPER DETAIL
SCALE: 1-1/2"=1'-0"

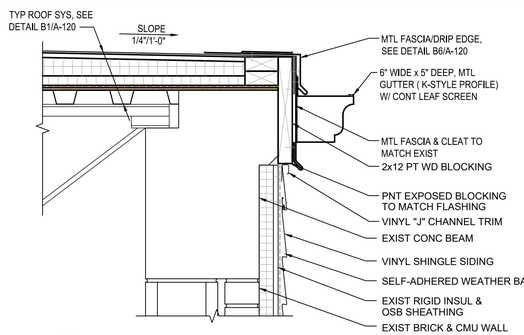


F3 TYP ROOF EDGE DETAIL - OBI #1A
SCALE: 1-1/2"=1'-0"

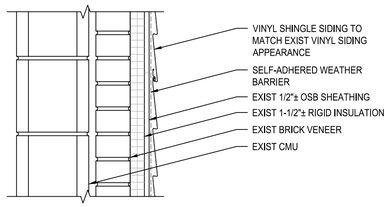


E3 TYP WALL SECTION DETAIL - OBI #1A
SCALE: 1-1/2"=1'-0"

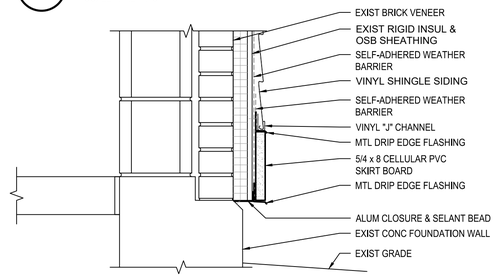


C3 TYP WALL SECTION DETAIL - OBI #1A
SCALE: 1-1/2"=1'-0"

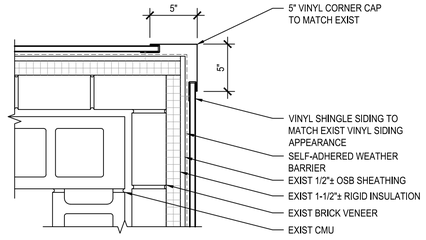


B3 TYP OUTSIDE CORNER BOARD DETAIL - OBI #1A
SCALE: 1-1/2"=1'-0"

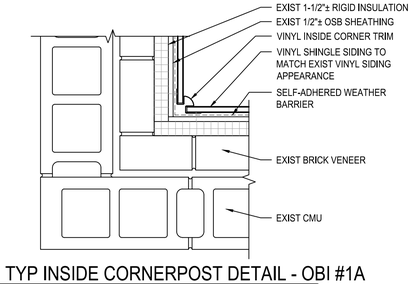


A3 TYP INSIDE CORNERPOST DETAIL - OBI #1A
SCALE: 1-1/2"=1'-0"

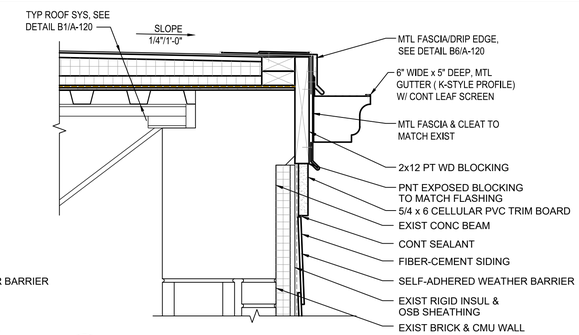


F6 TYP ROOF EDGE DETAIL - OBI #1B
SCALE: 1-1/2"=1'-0"

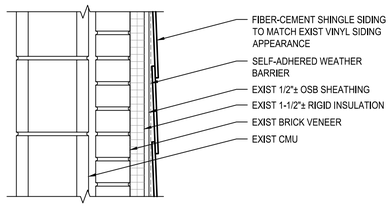


E6 TYP WALL SECTION DETAIL - OBI #1B
SCALE: 1-1/2"=1'-0"

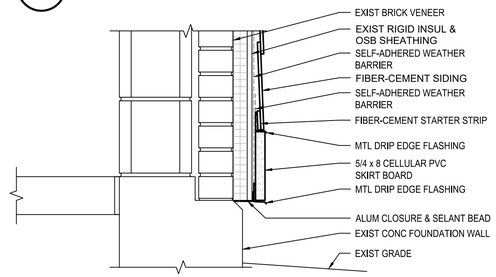


C6 TYP WALL SECTION DETAIL - OBI #1B
SCALE: 1-1/2"=1'-0"

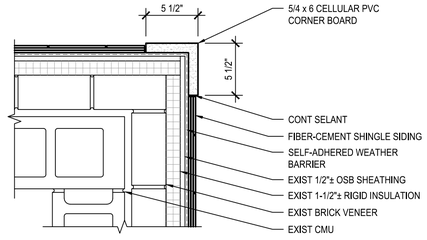


B6 TYP OUTSIDE CORNER BOARD DETAIL - OBI #1B
SCALE: 1-1/2"=1'-0"

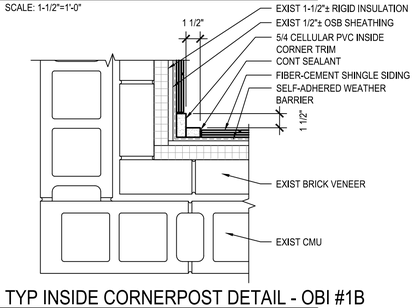


A6 TYP INSIDE CORNERPOST DETAIL - OBI #1B
SCALE: 1-1/2"=1'-0"

GRAPHIC SCALE
1-1/2" = 1'-0"
0 6" 1' 2'
CHECK GRAPHIC SCALE BEFORE USING

SOLICITATION NO.: N/A

CONTRACT NO.: N/A

LICENSED ARCHITECT JONATHAN R. McINTYRE NO. 2253 STATE OF MAINE
02.09.2026

U.S.C.G. CE US COAST GUARD CIVIL ENGINEERING

| MARK | DESCRIPTION | DATE |
|---|---|---|
| 1. | ISSUE FOR BID | FEB 9, 2026 |

MEASUREMENT BAR: = 1" (HALF SIZE = 1/2")

A/E COMPANY:
OAK POINT ASSOCIATES
231 MAIN STREET, BIDDEFORD, ME 04005
(207) 283-0193
A/E PROJECT NO.:
22310.06
CONSULTING A/E:

USCG CIVIL ENGINEERING UNIT PROVIDENCE
475 KILVERT ST, SUITE 100
WARWICK, RI 02886
USCG PROJECT MANAGER:
DAVID MILES
DESIGNED BY:
AM
DRAWN BY:
CRR
CHECKED BY:
KP
EDITED BY:
CRR

USCG PROJECT NUMBER
21776733
USCG DRAWING SERIES NUMBER
P21776733
USCG FILENAME
P21776733A-501.DWG
SHEET 14 OF 21

MAJOR M&R BARRACKS/GALLEY BUILDING
SFO SOUTHWEST HARBOR
SOUTHWEST HARBOR ME
ARCHITECTURAL
WALL DETAILS - OPTION BID ITEM

SHEET ID
BARRACKS/ GALLEY BUILDING
A-501

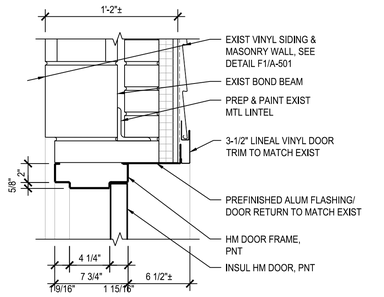


F1 DOOR HEAD DETAIL (BASE BID)
SCALE: 1-1/2"=1'-0"

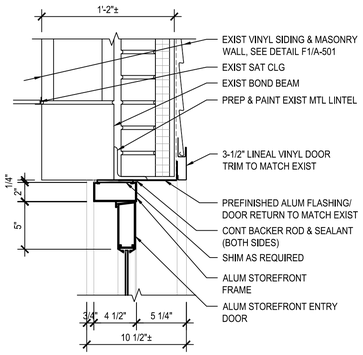


F3 STOREFRONT HEAD DETAIL (BASE BID)
SCALE: 1-1/2"=1'-0"

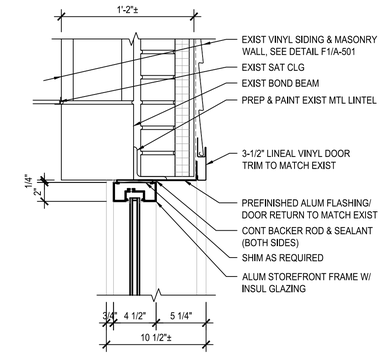


F5 STOREFRONT HEAD DETAIL (BASE BID)
SCALE: 1-1/2"=1'-0"

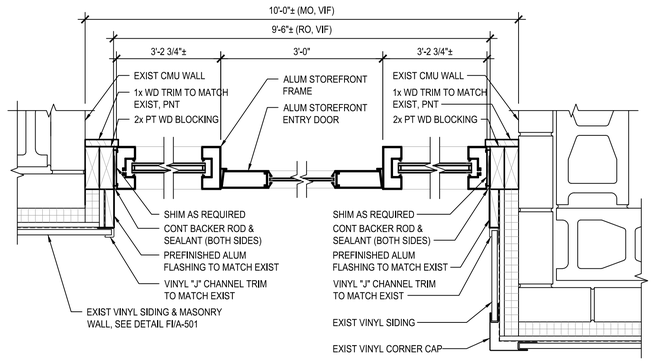


F7 STOREFRONT JAMB DETAILS (BASE BID)
SCALE: 1-1/2"=1'-0"

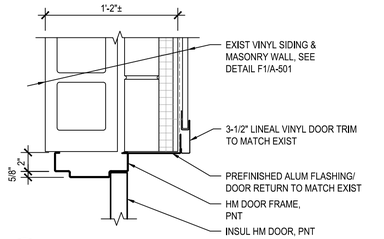


E1 DOOR JAMB DETAIL (BASE BID)
SCALE: 1-1/2"=1'-0"

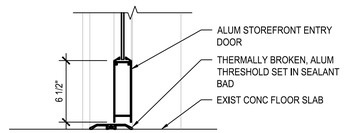


E3 TYP STOREFRONT THRESHOLD DETAIL
SCALE: 1-1/2"=1'-0"

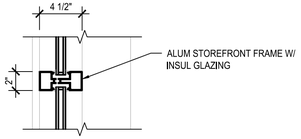


E5 TYP STOREFRONT MEETING RAIL
SCALE: 1-1/2"=1'-0"

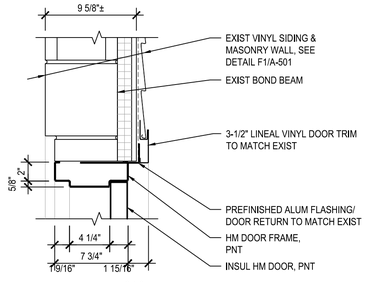


C1 DOOR HEAD DETAIL (BASE BID)
SCALE: 1-1/2"=1'-0"

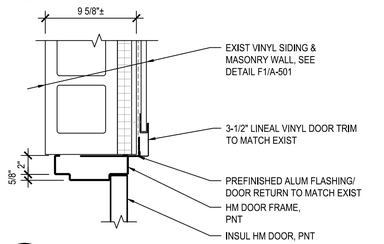


B1 DOOR JAMB DETAIL (BASE BID)
SCALE: 1-1/2"=1'-0"

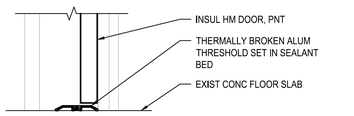


A1 TYP DOOR THRESHOLD DETAIL
SCALE: 1-1/2"=1'-0"

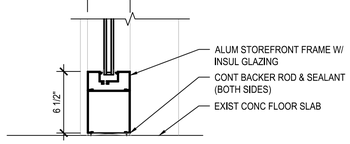


C5 TYP STOREFRONT SILL DETAIL
SCALE: 1-1/2"=1'-0"

## GENERAL SHEET NOTES

1. GLAZING MUST BE LAMINATED INSULATED GLAZING.

GRAPHIC SCALE
1-1/2" = 1'-0"
0 6" 1' 2'
CHECK GRAPHIC SCALE BEFORE USING

LICENSED ARCHITECT JONATHAN R. MCINTYRE NO. 2253 STATE OF MAINE
02.09.2026

U.S.C.G. CE US COAST GUARD CIVIL ENGINEERING

| MARK | DESCRIPTION | DATE |
|---|---|---|
| 1. | ISSUE FOR BID | FEB 9, 2026 |

MEASUREMENT BAR: = 1" (HALF SIZE = 1/2")

A/E COMPANY:
OAK POINT ASSOCIATES
231 MAIN STREET, BIDDEFORD, ME 04005
(207) 283-0193
A/E PROJECT NO.:
22310.06
CONSULTING A/E:

USCG CIVIL ENGINEERING UNIT PROVIDENCE
475 KILVERT ST., SUITE 100
WARWICK, RI 02886
USCG PROJECT MANAGER:
DAVID MILES
DESIGNED BY:
JM
DRAWN BY:
CRR
EDITED BY:
CRR
CHECKED BY:
KP

USCG PROJECT NUMBER
2177B733
USCG DRAWING SERIES NUMBER
P2177B733
USCG FILENAME
P2177B733A-502.DWG
SHEET 15 OF 21

MAJOR M&R BARRACKS/GALLEY BUILDING
SFO SOUTHWEST HARBOR ME
SOUTHWEST HARBOR
ARCHITECTURAL
DOOR DETAILS (BASE BID)

SHEET ID
BARRACKS/ GALLEY BUILDING
A-502

SOLICITATION NO.: N/A
CONTRACT NO.: N/A

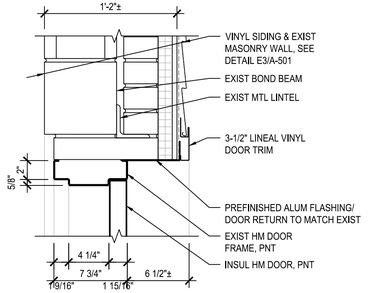


F1 DOOR HEAD DETAIL (OBI #1A)
SCALE: 1-1/2"=1'-0"

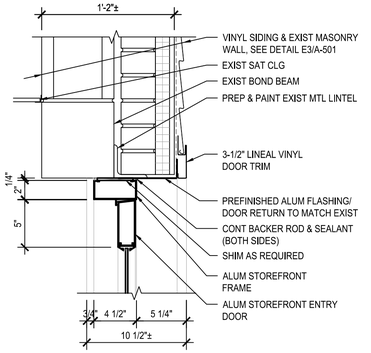


F3 STOREFRONT HEAD DETAIL (OBI #1A)
SCALE: 1-1/2"=1'-0"

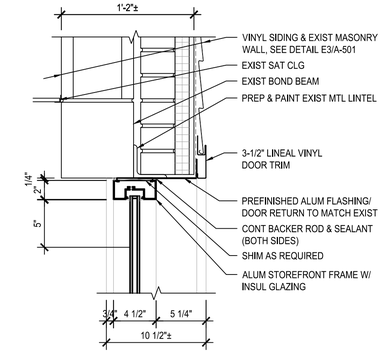


F5 STOREFRONT HEAD DETAIL (OBI #1A)
SCALE: 1-1/2"=1'-0"

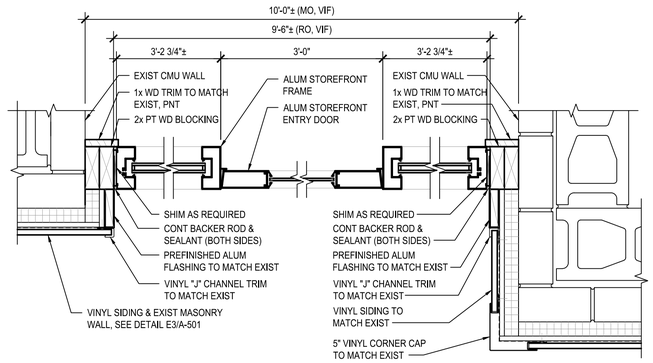


F7 STOREFRONT JAMB DETAILS (OBI #1A)
SCALE: 1-1/2"=1'-0"

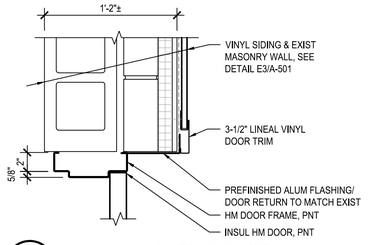


E1 DOOR JAMB DETAIL (OBI #1A)
SCALE: 1-1/2"=1'-0"

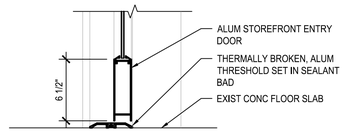


E3 TYP STOREFRONT THRESHOLD DETAIL
SCALE: 1-1/2"=1'-0"

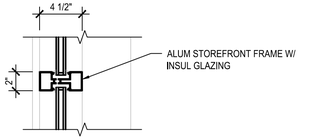


E5 TYP STOREFRONT MEETING RAIL
SCALE: 1-1/2"=1'-0"

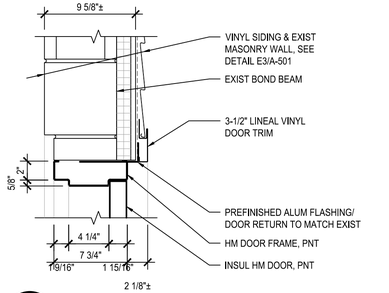


C1 DOOR HEAD DETAIL (OBI #1A)
SCALE: 1-1/2"=1'-0"

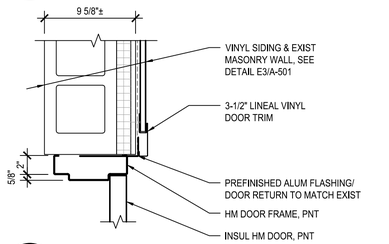


B1 DOOR JAMB DETAIL (OBI #1A)
SCALE: 1-1/2"=1'-0"

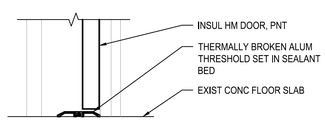


A1 TYP DOOR THRESHOLD DETAIL
SCALE: 1-1/2"=1'-0"

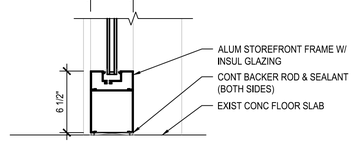


C5 TYP STOREFRONT SILL DETAIL
SCALE: 1-1/2"=1'-0"

## GENERAL SHEET NOTES

1. GLAZING MUST BE LAMINATED INSULATED GLAZING.

GRAPHIC SCALE
1-1/2" = 1'-0" 0 6" 1' 2'
CHECK GRAPHIC SCALE BEFORE USING

LICENSED ARCHITECT JONATHAN R. MCINTYRE NO. 2253 STATE OF MAINE 02.09.2026

U.S.C.G. CE US COAST GUARD CIVIL ENGINEERING

| MARK | DESCRIPTION | DATE |
|---|---|---|
| 1. | ISSUE FOR BID | FEB 9, 2026 |

MEASUREMENT BAR: = 1" (HALF SIZE = 1/2")

A/E COMPANY:
OAK POINT ASSOCIATES
231 MAIN STREET, BIDDEFORD, ME 04005
(207) 283-0193
A/E PROJECT NO.:
22310.06
CONSULTING A/E:

USCG CIVIL ENGINEERING UNIT PROVIDENCE
475 KILVERT ST., SUITE 100
WARWICK, RI 02886
USCG PROJECT MANAGER:
DAVID MILES
DESIGNED BY:
JM
DRAWN BY:
CRR
EDITED BY:
CRR
CHECKED BY:
KP

USCG PROJECT NUMBER
21776733
USCG DRAWING SERIES NUMBER
P21776733
USCG FILENAME
P21776733A-503.DWG
SHEET 16 OF 21

MAJOR M&R BARRACKS/GALLEY BUILDING
SFO SOUTHWEST HARBOR ME
SOUTHWEST HARBOR
ARCHITECTURAL
DOOR DETAILS (OBI #1A)

SHEET ID
BARRACKS/ GALLEY BUILDING
A-503

SOLICITATION NO.: N/A
CONTRACT NO.: N/A

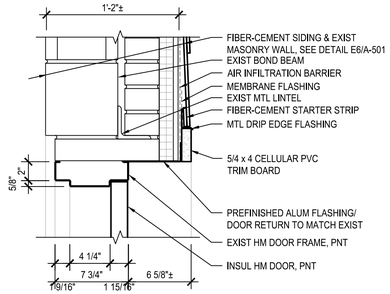


F1 DOOR HEAD DETAIL (OBI #1B)
SCALE: 1-1/2"=1'-0"

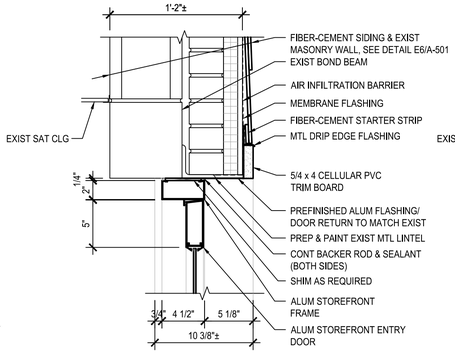


F3 STOREFRONT HEAD DETAIL (OBI #1B)
SCALE: 1-1/2"=1'-0"

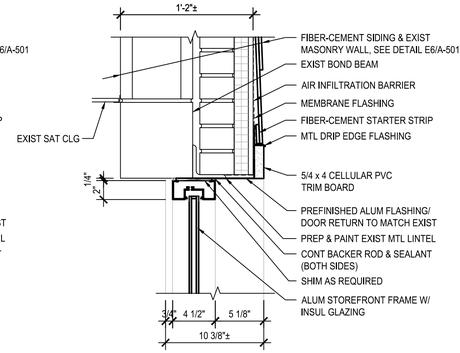


F5 STOREFRONT HEAD DETAIL (OBI #1B)
SCALE: 1-1/2"=1'-0"

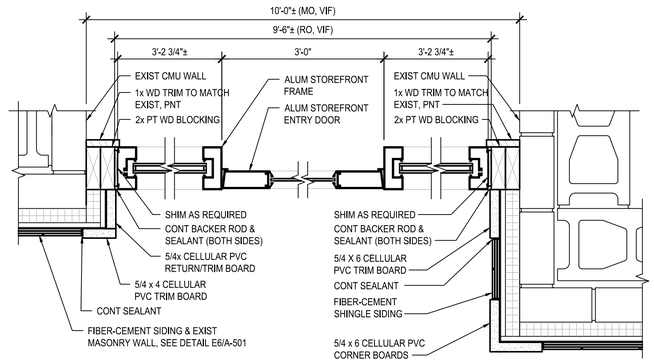


F7 STOREFRONT JAMB DETAILS (OBI #1B)
SCALE: 1-1/2"=1'-0"

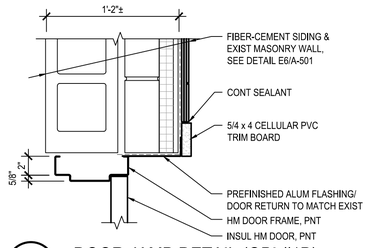


E1 DOOR JAMB DETAIL (OBI #1B)
SCALE: 1-1/2"=1'-0"

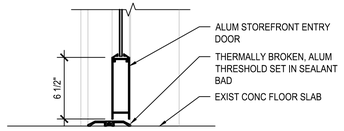


E3 TYP STOREFRONT THRESHOLD DETAIL
SCALE: 1-1/2"=1'-0"

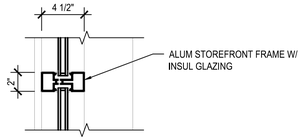


E5 TYP STOREFRONT MEETING RAIL
SCALE: 1-1/2"=1'-0"

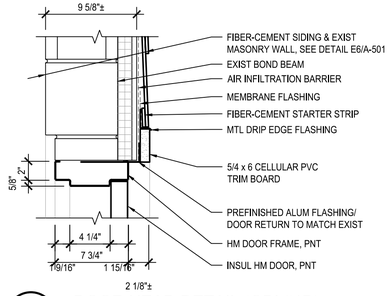


C1 DOOR HEAD DETAIL (OBI #1B)
SCALE: 1-1/2"=1'-0"

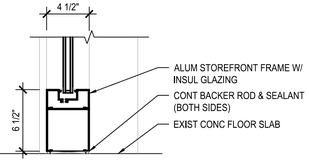


C5 TYP STOREFRONT SILL DETAIL
SCALE: 1-1/2"=1'-0"

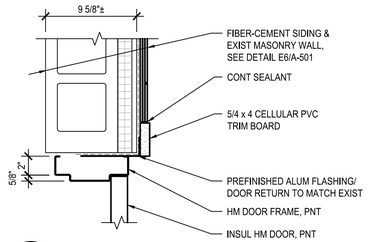


B1 DOOR JAMB DETAIL (OBI #1B)
SCALE: 1-1/2"=1'-0"

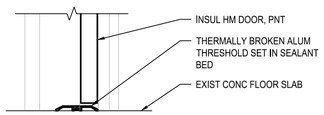


A1 TYP DOOR THRESHOLD DETAIL
SCALE: 1-1/2"=1'-0"

## GENERAL SHEET NOTES

1. GLAZING MUST BE LAMINATED INSULATED GLAZING.

GRAPHIC SCALE
1-1/2" = 1'-0" 0 6" 1' 2'
CHECK GRAPHIC SCALE BEFORE USING

SOLICITATION NO.: N/A
CONTRACT NO.: N/A

LICENSED ARCHITECT JONATHAN P. MCINTYRE NO. 2253 STATE OF MAINE 02.09.2026

U.S.C.G. CE US COAST GUARD CIVIL ENGINEERING

| MARK | DESCRIPTION | DATE |
|---|---|---|
| 1. | ISSUE FOR BID | FEB 9, 2026 |

MEASUREMENT BAR: = 1" (HALF SIZE = 1/2")

A/E COMPANY:
OAK POINT ASSOCIATES
231 MAIN STREET, BIDDEFORD, ME 04005
(207) 283-0193
A/E PROJECT NO.:
22310.06
CONSULTING A/E:

USCG CIVIL ENGINEERING UNIT PROVIDENCE
475 KILVERT ST., SUITE 100
WARWICK, RI 02886
USCG PROJECT MANAGER:
DAVID MILES
DESIGNED BY: DRAWN BY: CRR
EDITED BY: CHECKED BY: KP

USCG PROJECT NUMBER 2177673
USCG DRAWING SERIES NUMBER P2177673
USCG FILENAME P2177673SA-504.DWG
SHEET 17 OF 21

MAJOR M&R BARRACKS/GALLEY BUILDING
SFO SOUTHWEST HARBOR ME
SOUTHWEST HARBOR
ARCHITECTURAL
DOOR DETAILS (OBI #1B)

SHEET ID
BARRACKS/ GALLEY BUILDING
A-504

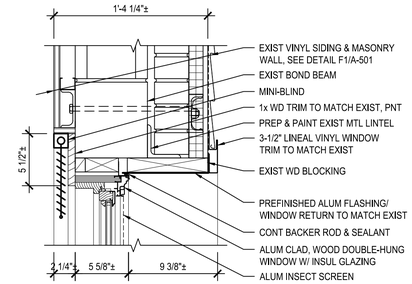


F1 WINDOW HEAD DETAIL (BASE BID)
SCALE: 1-1/2"=1'-0"

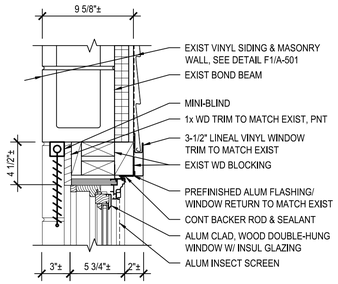


F3 WINDOW HEAD DETAIL (BASE BID)
SCALE: 1-1/2"=1'-0"

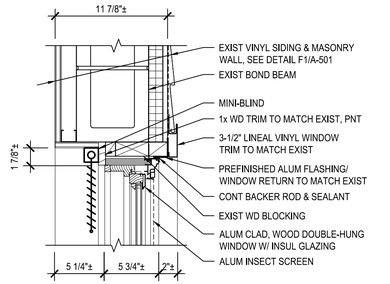


F5 WINDOW HEAD DETAIL (BASE BID)
SCALE: 1-1/2"=1'-0"

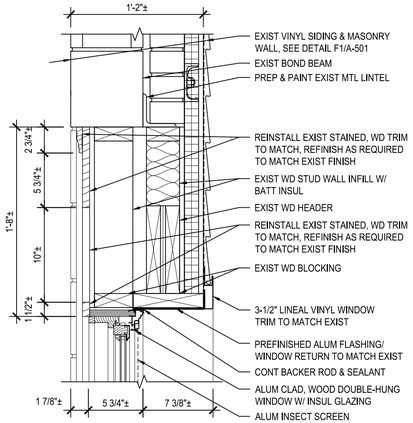


E6 WINDOW HEAD DETAIL (BASE BID)
SCALE: 1-1/2"=1'-0"

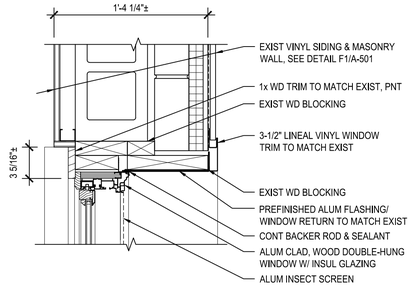


D1 WINDOW JAMB DETAIL (BASE BID)
SCALE: 1-1/2"=1'-0"

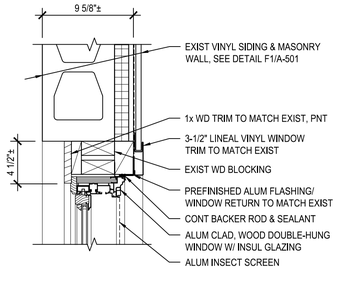


D3 WINDOW JAMB DETAIL (BASE BID)
SCALE: 1-1/2"=1'-0"

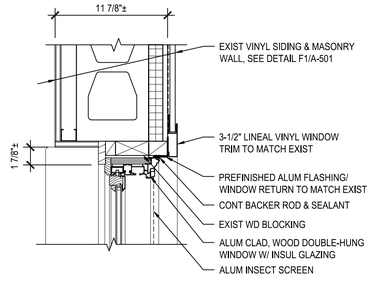


D5 WINDOW JAMB DETAIL (BASE BID)
SCALE: 1-1/2"=1'-0"

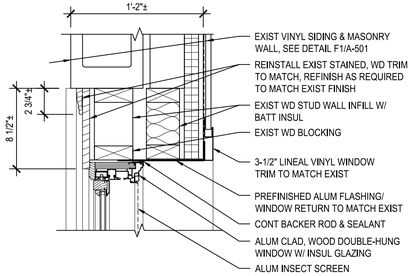


D6 WINDOW JAMB DETAIL (BASE BID)
SCALE: 1-1/2"=1'-0"

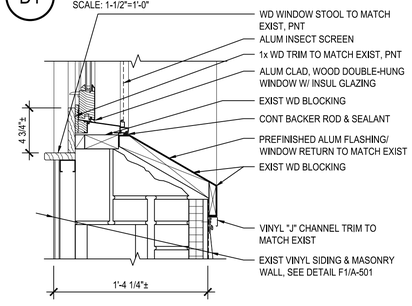


C1 WINDOW SILL DETAIL (BASE BID)
SCALE: 1-1/2"=1'-0"

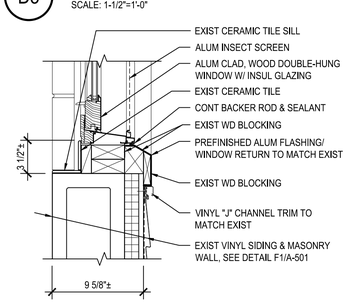


C3 WINDOW SILL DETAIL (BASE BID)
SCALE: 1-1/2"=1'-0"

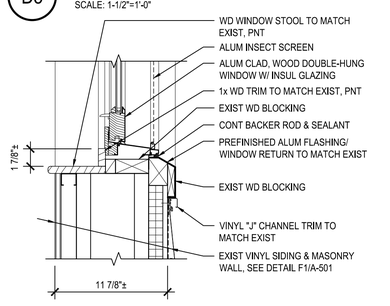


C5 WINDOW SILL DETAIL (BASE BID)
SCALE: 1-1/2"=1'-0"

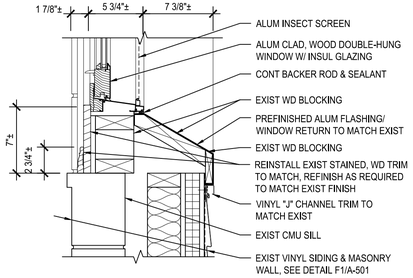


B6 WINDOW SILL DETAIL (BASE BID)
SCALE: 1-1/2"=1'-0"

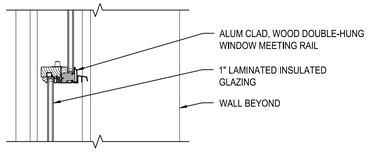


A1 TYP WINDOW MEETING RAIL DETAIL
SCALE: 1-1/2"=1'-0"

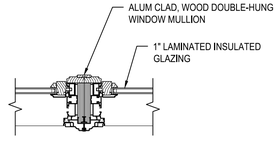


A3 TYP WINDOW VERT JOINT DETAIL
SCALE: 1-1/2"=1'-0"

## GENERAL SHEET NOTES

1. GLAZING MUST BE LAMINATED INSULATED GLAZING.

GRAPHIC SCALE
1-1/2" = 1'-0"
0 6" 1' 2'
CHECK GRAPHIC SCALE BEFORE USING

SOLICITATION NO.: N/A
CONTRACT NO.: N/A

LICENSED ARCHITECT JONATHAN P. McINTYRE NO. 2253 STATE OF MAINE 02.09.2026

U.S.C.G. CIVIL ENGINEERING

| MARK | DESCRIPTION | DATE |
|---|---|---|
| 1. | ISSUE FOR BID | FEB 9, 2026 |

MEASUREMENT BAR: = 1" (HALF SIZE = 1/2")

A/E COMPANY:
OAK POINT ASSOCIATES
231 MAIN STREET BIDDEFORD, ME 04005
(207) 283-0193
A/E PROJECT NO.:
22310.06
CONSULTING A/E:

USCG CIVIL ENGINEERING UNIT PROVIDENCE
475 KILVERT ST. SUITE 100
WARWICK, RI 02886
USCG PROJECT MANAGER:
DAVID MILES
DESIGNED BY: DRAWN BY:
MA DR
EDITED BY: CHECKED BY:
CRR KP

USCG PROJECT NUMBER 2177733
USCG DRAWING SERIES NUMBER P2177733
USCG FILENAME P2177733A-505.DWG
SHEET 18 OF 21

MAJOR M&R BARRACKS/GALLEY BUILDING
SFO SOUTHWEST HARBOR
SOUTHWEST HARBOR ME
ARCHITECTURAL
WINDOW DETAILS (BASE BID)

SHEET ID
BARRACKS/ GALLEY BUILDING
A-505

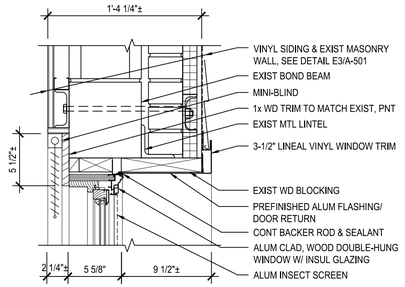


F1 WINDOW HEAD DETAIL (OBI #1A)

SCALE: 1-1/2"=1'-0"

NOTE
1. VINYL WINDOW TRIM AND ALUMINUM RETURN COVERED UNDER BASE BID.

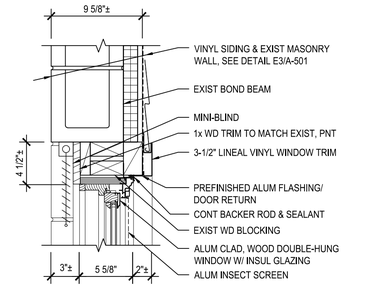


F3 WINDOW HEAD DETAIL (OBI #1A)

SCALE: 1-1/2"=1'-0"

NOTE
1. VINYL WINDOW TRIM AND ALUMINUM RETURN COVERED UNDER BASE BID.

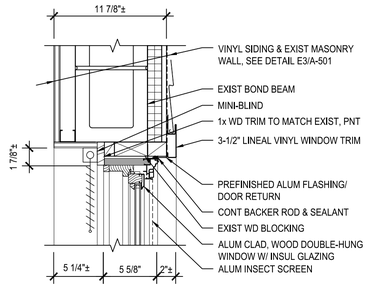


F6 WINDOW HEAD DETAIL (OBI #1A)

SCALE: 1-1/2"=1'-0"

NOTE
1. VINYL WINDOW TRIM AND ALUMINUM RETURN COVERED UNDER BASE BID.

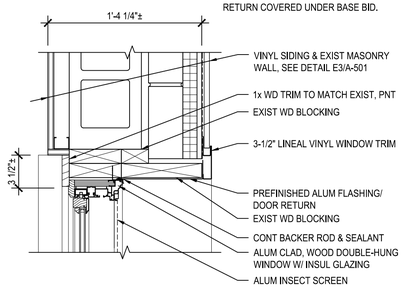


D1 WINDOW JAMB DETAIL (OBI #1A)

SCALE: 1-1/2"=1'-0"

NOTE
1. VINYL WINDOW TRIM AND ALUMINUM RETURN COVERED UNDER BASE BID.

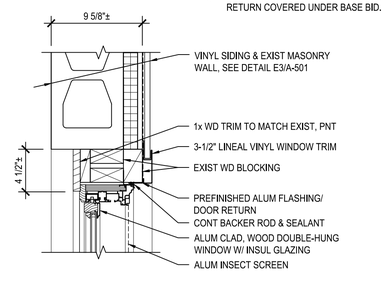


D3 WINDOW JAMB DETAIL (OBI #1A)

SCALE: 1-1/2"=1'-0"

NOTE
1. VINYL WINDOW TRIM AND ALUMINUM RETURN COVERED UNDER BASE BID.

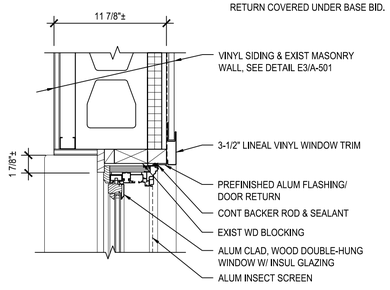


D6 WINDOW JAMB DETAIL (OBI #1A)

SCALE: 1-1/2"=1'-0"

NOTE
1. VINYL WINDOW TRIM AND ALUMINUM RETURN COVERED UNDER BASE BID.

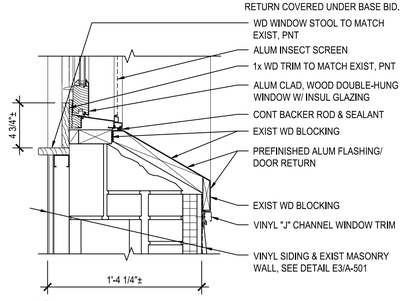


C1 WINDOW SILL DETAIL (OBI #1A)

SCALE: 1-1/2"=1'-0"

NOTE
1. VINYL WINDOW TRIM AND ALUMINUM RETURN COVERED UNDER BASE BID.

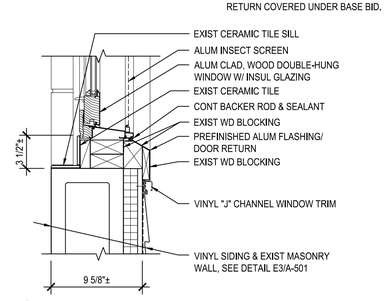


C3 WINDOW SILL DETAIL (OBI #1A)

SCALE: 1-1/2"=1'-0"

NOTE
1. VINYL WINDOW TRIM AND ALUMINUM RETURN COVERED UNDER BASE BID.

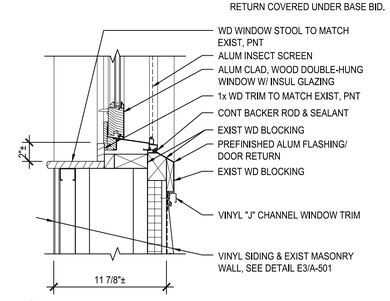


C6 WINDOW SILL DETAIL (OBI #1A)

SCALE: 1-1/2"=1'-0"

NOTE
1. VINYL WINDOW TRIM AND ALUMINUM RETURN COVERED UNDER BASE BID.

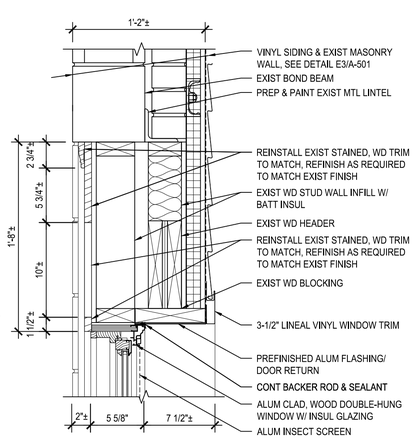


E6 WINDOW HEAD DETAIL (OBI #1A)

SCALE: 1-1/2"=1'-0"

NOTE
1. VINYL WINDOW TRIM AND ALUMINUM RETURN COVERED UNDER BASE BID.

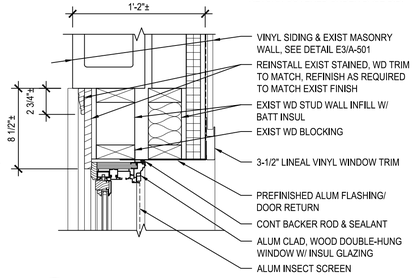


D6 WINDOW JAMB DETAIL (OBI #1A)

SCALE: 1-1/2"=1'-0"

NOTE
1. VINYL WINDOW TRIM AND ALUMINUM RETURN COVERED UNDER BASE BID.

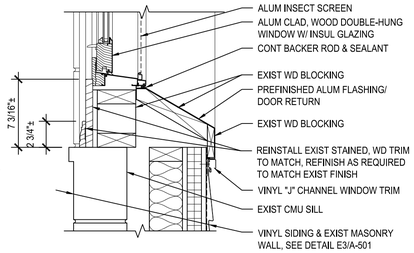


B6 WINDOW SILL DETAIL (OBI #1A)

SCALE: 1-1/2"=1'-0"

NOTE
1. VINYL WINDOW TRIM AND ALUMINUM RETURN COVERED UNDER BASE BID.

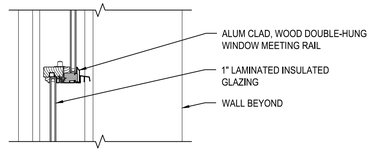


A1 TYP WINDOW MEETING RAIL DETAIL

SCALE: 1-1/2"=1'-0"

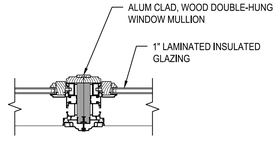


A3 TYP WINDOW VERT JOINT DETAIL

SCALE: 1-1/2"=1'-0"

## GENERAL SHEET NOTES

1. GLAZING MUST BE LAMINATED INSULATED GLAZING.

GRAPHIC SCALE

1-1/2" = 1'-0" (0, 6", 1', 2')

CHECK GRAPHIC SCALE BEFORE USING

LICENSED ARCHITECT JONATHAN F. MCINTYRE NO. 2253 STATE OF MAINE 02.09.2026

U.S.C.G. CIVIL ENGINEERING

| MARK | DESCRIPTION | DATE |
|---|---|---|
| 1. | ISSUE FOR BID | FEB 9, 2025 |

MEASUREMENT BAR: = 1" (HALF SIZE = 1/2")

A/E COMPANY:
OAK POINT ASSOCIATES
231 MAIN STREET, BIDDEFORD, ME 04005
(207) 283-0193
A/E PROJECT NO.:
22310.06
CONSULTING A/E:

USCG CIVIL ENGINEERING UNIT PROVIDENCE
475 KILVERT ST, SUITE 100
WARWICK, RI 02886
USCG PROJECT MANAGER:
DAVID MILES
DESIGNED BY: DRAWN BY:
CRR CK
EDITED BY: CHECKED BY:
CRR KP

USCG PROJECT NUMBER 2177673
USCG DRAWING SERIES NUMBER P2177673
USCG FILENAME P2177673A-506.DWG
SHEET 19 OF 21

MAJOR M&R BARRACKS/GALLEY BUILDING
SFO SOUTHWEST HARBOR
SOUTHWEST HARBOR ME
ARCHITECTURAL
WINDOW DETAILS (OBI #1A)

SHEET ID
BARRACKS/ GALLEY BUILDING
A-506

SOLICITATION NO.: N/A

CONTRACT NO.: N/A

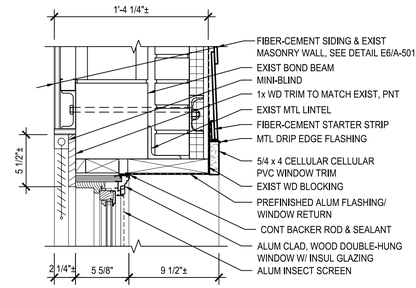


F1 WINDOW HEAD DETAIL (OBI #1B)

SCALE: 1-1/2"=1'-0"

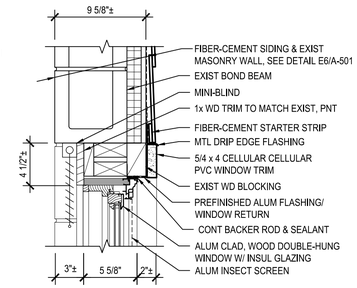


F3 WINDOW HEAD DETAIL (OBI #1B)

SCALE: 1-1/2"=1'-0"

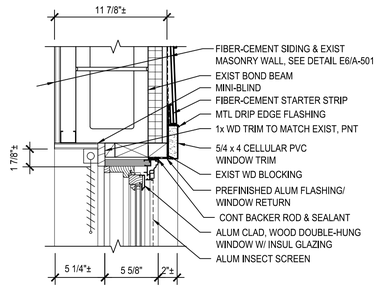


F6 WINDOW HEAD DETAIL (OBI #1B)

SCALE: 1-1/2"=1'-0"

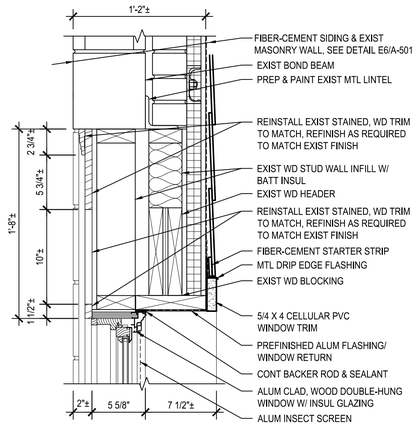


E6 WINDOW HEAD DETAIL (OBI #1B)

SCALE: 1-1/2"=1'-0"

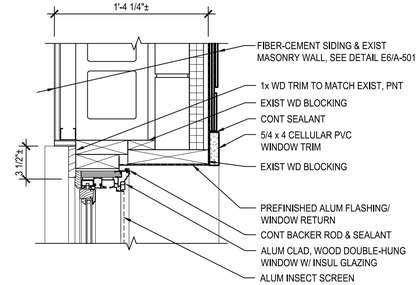


D1 WINDOW JAMB DETAIL (OBI #1B)

SCALE: 1-1/2"=1'-0"

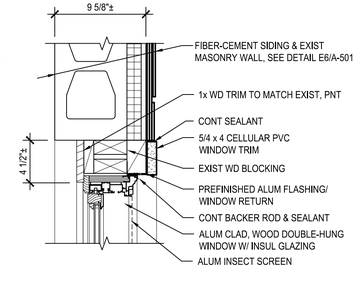


D3 WINDOW JAMB DETAIL (OBI #1B)

SCALE: 1-1/2"=1'-0"

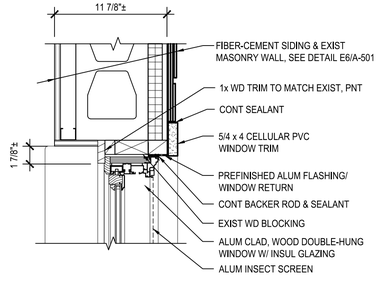


D6 WINDOW JAMB DETAIL (OBI #1B)

SCALE: 1-1/2"=1'-0"

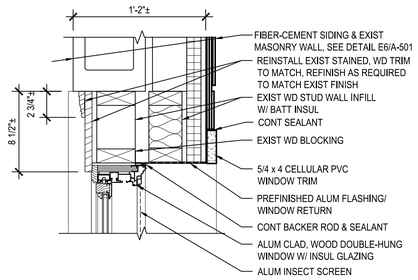


D6 WINDOW JAMB DETAIL (OBI #1B)

SCALE: 1-1/2"=1'-0"

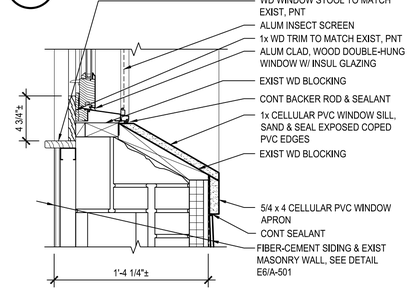


C1 WINDOW SILL DETAIL (OBI #1B)

SCALE: 1-1/2"=1'-0"

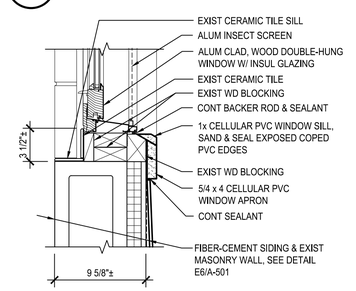


C3 WINDOW SILL DETAIL (OBI #1B)

SCALE: 1-1/2"=1'-0"

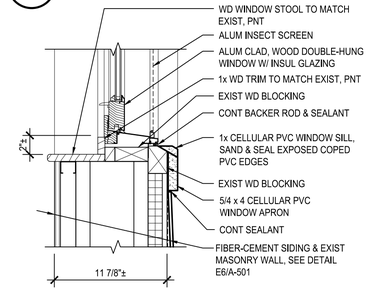


C6 WINDOW SILL DETAIL (OBI #1B)

SCALE: 1-1/2"=1'-0"

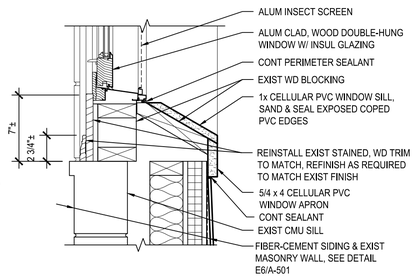


B6 WINDOW SILL DETAIL (OBI #1B)

SCALE: 1-1/2"=1'-0"

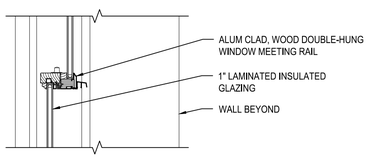


A1 TYP WINDOW MEETING RAIL DETAIL

SCALE: 1-1/2"=1'-0"

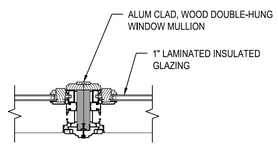


A3 TYP WINDOW VERT JOINT DETAIL

SCALE: 1-1/2"=1'-0"

## GENERAL SHEET NOTES

1. GLAZING MUST BE LAMINATED INSULATED GLAZING.

GRAPHIC SCALE

1-1/2" = 1'-0" 0 6" 1' 2'

CHECK GRAPHIC SCALE BEFORE USING

LICENSED ARCHITECT JONATHAN R. MCINTYRE NO. 2253 STATE OF MAINE 02.09.2026

U.S.C.G. CE US COAST GUARD CIVIL ENGINEERING

| MARK | DESCRIPTION | DATE |
|---|---|---|
| 1. | ISSUE FOR BID | FEB 9, 2026 |

MEASUREMENT BAR: = 1" (HALF SIZE = 1/2")

A/E COMPANY: OAK POINT ASSOCIATES
231 MAIN STREET, BIDDEFORD, ME 04005
(207) 283-0193
A/E PROJECT NO.: 2231.06
CONSULTING A/E:

USCG CIVIL ENGINEERING UNIT PROVIDENCE
475 KILVERT ST, SUITE 100
WARWICK, RI 02886
USCG PROJECT MANAGER: DAVID MILES
DESIGNED BY: JRM
DRAWN BY: CRR
EDITED BY: CRR
CHECKED BY: KP

USCG PROJECT NUMBER 21776733
USCG DRAWING SERIES NUMBER P2177733
USCG FILENAME P21776733A-507.DWG
SHEET 20 OF 21

MAJOR M&R BARRACKS/GALLEY BUILDING
SFO SOUTHWEST HARBOR
SOUTHWEST HARBOR ME
ARCHITECTURAL
WINDOW DETAILS (OBI #1B)

SHEET ID
BARRACKS/ GALLEY BUILDING
A-507

SOLICITATION NO.: N/A

CONTRACT NO.: N/A

# DOOR SCHEDULE

| DOOR | | | | | HDW SET | FRAME | | | DETAILS | | | FIRE RATING | REMARKS |
|---|---|---|---|---|---|---|---|---|---|---|---|---|---|
| NO | SIZE | TYPE | MAT | FINISH | | TYPE | MAT | FINISH | HEAD | JAMB | SILL | | |
| FIRST FLOOR | | | | | | | | | | | | | |
| 102 | 3'-0" x 7'-0" x 1-3/4" | C | HM | PNT | 2 | EXIST | HM | PNT | EXIST | EXIST | EXIST | - | A |
| 111 | 3'-0" x 7'-2" x 1-3/4" | A | ALUM | PREF | 1 | 1 | ALUM | PREF | F3/A-502 | F7/A-502 | E3/A-502 | - | B, C, D |
| 112 | 3'-0" x 7'-0" x 1-3/4" | C | HM | PNT | 3 | 2 | HM | PNT | F1/A-502 | E1/A-502 | A1/A-502 | - | B, C |
| 117 | 3'-0" x 7'-0" x 1-3/4" | B | HM | PNT | 2 | 3 | HM | PNT | C1/A-502 | B1/A-502 | A1/A-502 | - | B, C |
| 120 | 3'-0" x 7'-0" x 1-3/4" | B | HM | PNT | 2 | 3 | HM | PNT | F1/A-502 | E1/A-502 | A1/A-502 | - | B, C |
| 122 | 3'-0" x 7'-0" x 1-3/4" | B | HM | PNT | 3 | 3 | HM | PNT | C1/A-502 | B1/A-502 | A1/A-502 | - | B, C |
| 139 | 3'-0" x 7'-0" x 1-3/4" | C | HM | PNT | 1 | 2 | HM | PNT | F1/A-502 | E1/A-502 | A1/A-502 | - | B, C |
| 140 | 3'-0" x 7'-0" x 1-3/4" | C | HM | PNT | 1 | 3 | HM | PNT | C1/A-502 | B1/A-502 | A1/A-502 | - | B, C |
| 147 | 3'-0" x 7'-0" x 1-3/4" | C | HM | PNT | 3 | 4 | HM | PNT | C1/A-502 | B1/A-502 | A1/A-502 | - | B, C |
| SECOND FLOOR | | | | | | | | | | | | | |
| 201 | 3'-0" x 6'-10" x 1-3/4" | D | HM | PNT | 2 | 5 | HM | PNT | F1/A-502 | E1/A-502 | A1/A-502 | - | B, C |
| 226 | 3'-0" x 7'-0" x 1-3/4" | C | HM | PNT | 1 | 3 | HM | PNT | C1/A-502 | B1/A-502 | A1/A-502 | - | B, C |

## GENERAL NOTES:

1. VERIFY IN FIELD EXISTING ROUGH/MASONRY OPENINGS.
2. PAINT EXPOSED INTERIOR AND EXTERIOR SURFACES OF DOORS AND FRAMES.

## REMARKS COLUMN NOTES:

A. PREP AND PAINT EXISTING HOLLOW METAL DOOR FRAME TO REMAIN.

B. DOOR DETAILS DESIGNATION IN DOOR SCHEDULE ARE REFERENCED TO THE BASE BID DOOR DETAIL SHEET A-502 (EXAMPLE: F1/A-502). FOR DOOR DETAILS ASSOCIATED WITH OBI#1A, REFER TO THE SAME DETAIL VIEW NUMBER ON SHEET A-503 AND FOR DETAILS ASSOCIATED WITH OBI#1B, REFER TO THE SAME DETAIL VIEW NUMBER ON SHEET A-504.

C. REFER TO DETAILS F5, E5, AND C5 ON SHEETS A-502, A-503, AND A-504 FOR ADDITIONAL ALUMINUM STOREFRONT DOOR/FRAME DETAILS.

## DOOR SCHEDULE ABBREVIATIONS

| | |
|---|---|
| ALUM | ALUMINUM |
| HDW | HARDWARE |
| HM | HOLLOW METAL |
| PNT | PAINT |
| PREF | PREFINISHED |

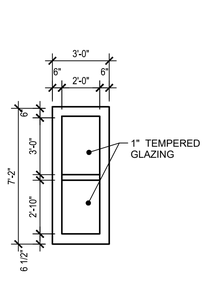


A ALUMINUM STOREFRONT

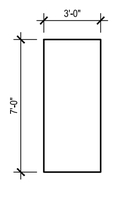


B INSULATED HOLLOW METAL

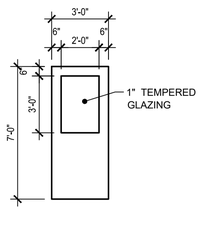


C INSULATED HOLLOW METAL W/ HALF-LITE

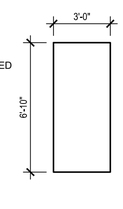


D INSULATED HOLLOW METAL

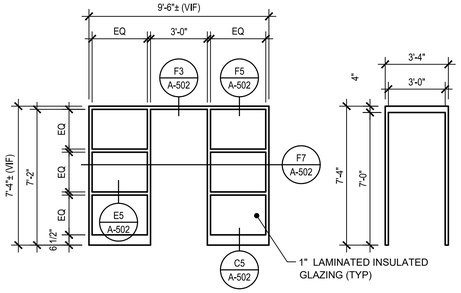


1 ALUMINUM STOREFRONT




2 HOLLOW METAL

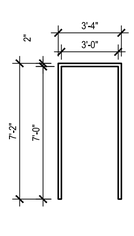


3 HOLLOW METAL

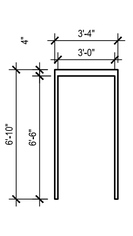


4 HOLLOW METAL

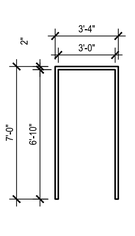


5 HOLLOW METAL

## D1 DOOR TYPES

SCALE: 1/4"=1'-0"

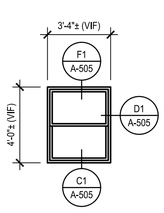


1 ALUMINUM DOUBLE-HUNG HURRICANE RATED WINDOW

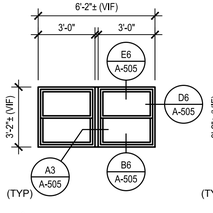


2 ALUMINUM DOUBLE-HUNG HURRICANE RATED WINDOW

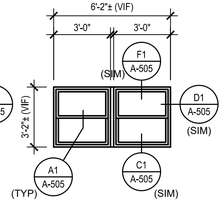


3 ALUMINUM DOUBLE-HUNG HURRICANE RATED WINDOW

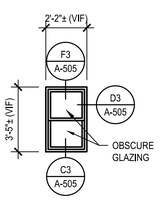


4 ALUMINUM DOUBLE-HUNG HURRICANE RATED WINDOW

## D4 FRAME TYPES

SCALE: 1/4"=1'-0"

NOTE:
1. VERIFY IN FIELD EXISTING MASONRY DOOR OPENING.
2. ALUMINUM STOREFRONT FRAME DETAILS REFERENCED IN FRAME TYPES ARE DETAILS ASSOCIATED WITH BASE BID. REFER SAME DETAIL REFERENCE NUMBER ON SHEET A-503 FOR DOOR DETAILS ASSOCIATED WITH OBI#1A AND SHEET A-504 FOR DETAILS ASSOCIATED WITH OBI#1B.

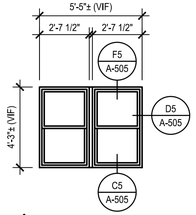


5 ALUMINUM DOUBLE-HUNG HURRICANE RATED WINDOW

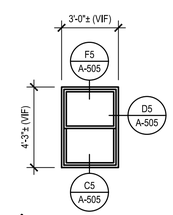


6 ALUMINUM DOUBLE-HUNG HURRICANE RATED WINDOW

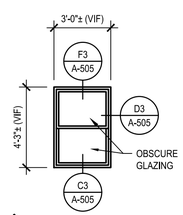


7 ALUMINUM DOUBLE-HUNG HURRICANE RATED WINDOW

## B1 WINDOW TYPES

SCALE: 1/4"=1'-0"

NOTES:
1. VERIFY IN FIELD EXISTING MASONRY WINDOW OPENING.
2. GLAZING MUST BE LAMINATED INSULATED GLAZING.
3. WINDOW DETAIL DESIGNATIONS ABOVE ARE REFERENCED TO THE BASE BID WINDOW DETAIL SHEET A-505 (EXAMPLE: F1/A-505). FOR WINDOW DETAILS ASSOCIATED WITH OBI#1A, REFER TO THE SAME DETAIL VIEW NUMBER ON SHEET A-506 AND FOR DETAILS ASSOCIATED WITH OBI#1B, REFER TO THE SAME DETAIL VIEW NUMBER ON SHEET A-507.

LICENSED ARCHITECT
JONATHAN R. McINTYRE
NO. 2253
STATE OF MAINE
02.09.2026

US COAST GUARD
CIVIL ENGINEERING

| MARK | DESCRIPTION | DATE |
|---|---|---|
| 1. | ISSUE FOR BID | FEB 9, 2026 |

MEASUREMENT BAR: = 1" (HALF SIZE = 1/2")

A/E COMPANY:
OAK POINT ASSOCIATES
231 MAIN STREET, BIDDEFORD, ME 04005
(207) 283-0193
A/E PROJECT NO.:
22310.06
CONSULTING A/E:

USCG CIVIL ENGINEERING UNIT PROVIDENCE
475 KILVERT ST., SUITE 100
WARWICK, RI 02886
USCG PROJECT MANAGER:
DAVID MILES
DESIGNED BY:
AM
DRAWN BY:
CRR
CHECKED BY:
KP
EDITED BY:
CRR

USCG PROJECT NUMBER
21776733
USCG DRAWING SERIES NUMBER
P21776733
USCG FILENAME
P21776733A-601.DWG
SHEET 21 OF 21

MAJOR M&R BARRACKS/GALLEY BUILDING
SFO SOUTHWEST HARBOR
SOUTHWEST HARBOR ME
ARCHITECTURAL
DOOR SCHEDULE, DOOR & FRAME TYPES, AND WINDOWS TYPES

SHEET ID
BARRACKS/ GALLEY BUILDING
A-601

GRAPHIC SCALES
1/4" = 1'-0" 0 2' 4' 8'
1-1/2" = 1'-0" 0 6" 1' 2'
CHECK GRAPHIC SCALES BEFORE USING

SOLICITATION NO.: N/A

CONTRACT NO.: N/A